

YOUR Council Tax guide 2017-2018

INCLUDING POLICE AND FIRE BUDGETS



Open your own self-serve account today to manage and view your council tax online. Register at www.n-somerset.gov.uk/myaccount



www.n-somerset.gov.uk

Your guide to council tax

This leaflet provides information about the budgets for local public services for the year ahead and explains your council tax bill.

Depending on your household income, you may be eligible for help with paying your bill (see page 12 for more information).

In North Somerset we pride ourselves on our low council tax levels and have frozen council tax for three out of the last five years while also saving £60m from the council's overall expenditure since 2010. However, the national issue of ongoing increases in demand on adult social care and reductions in the amount of funding the council receives from central government mean that there will be a council tax increase for the year ahead.

The change in government policy for the funding of social care has led to a 3 per cent levy being applied to council tax bills, along with a general council tax increase of 1.75 per cent as a result of reduced central government funding.

We will continue to do our best to keep council tax in North Somerset below average and we remain committed to providing excellent value for money through the services we deliver.

Keep reading North Somerset Life for regular updates about our budget setting process.

Council documents can be made available in large print, audio, easy read and other formats. Documents on our website can also be emailed to you as plain text files.

Help is also available for people who require council information in languages other than English.

For more information contact: 01934 888 144

27241 02/17

Sometimes it's good to be part of a crowd



Almost 70% of households in North Somerset pay their council tax by Direct Debit meaning they never put themselves in danger of missing a payment.

Set up a Direct Debit and join the crowd today. Visit www.n-somerset.gov.uk/counciltax or call 01934 888 144.



What is council tax?

It's a local property tax levied by councils to top up central government funding of the local services they provide.

What does it pay for?

North Somerset Council provides a wide range of services including education, planning, transport, highways, social care, public health, libraries, leisure and recreation, recycling and waste collection, environmental health and trading standards among many others. The money you pay also funds the police and fire and rescue service, as well as supporting work in your local parish or town.

Parish and town councils raise their money primarily from a levy called a precept. We collect the precept on behalf of town and parish councils and pass it on to them.

Who decides how much I have to pay?

Council tax is based on property value. Every property is put into a banding and charged accordingly after certain other factors are taken into account.

If you think your house is in an incorrect council tax band, you can appeal in writing to:

Council Tax West Valuation
Office Agency
Overline House, Central Station,
Blechynden Terrace, Southampton,
SO15 1GW

or visit: [www.gov.uk/
council-tax-appeals](http://www.gov.uk/council-tax-appeals)

or call: **03000 501 501**

Adult Social Care Precept

The Secretary of State for Communities and Local Government has made an offer to councils with responsibilities for adult social care.

The offer is the option of being able to charge an additional “precept” on council tax from 2016 without holding a referendum, to assist the council in meeting expenditure on adult social care. Subject to the annual approval of the House of Commons, the Secretary of State intends to offer the option of charging this “precept” at an appropriate level in each financial year up to and including the financial year 2019-20.

For councils with responsibilities for adult social care, council tax demand notices show two percentage changes: one for the part of the overall change attributable to the adult social care precept, and one for the part attributable to general expenditure.



Where does the money go?

The table below shows how the money will be spent on services and how that relates to the average council tax bill.

Service	Money spent £ millions	Share of Band D £
People and communities – including educating 28,000 pupils, 74 schools (including academies), pre-school provision, children at risk, adoption and fostering, residential care, community meals, services for people with learning difficulties, tackling homelessness and adult education	93.2	761.51
Development and environment – including maintaining 684 miles of roads, collecting household waste, recycling, parks, libraries, economic development, public transport and environmental health	36.2	295.73
Corporate services – including registration of births, deaths and marriages, legal, democratic and electoral services, council tax collection and benefits administration	6.7	54.90
Capital financing – infrastructure projects, new buildings and refurbishment e.g. schools and play areas	15.0	122.41
Other, inc. Non-service items & Contingency – included in your council tax and provided by others, e.g. magistrates courts, coroners service	3.0	24.33
Special expenses	0.1	0.56
Levy – Environment Agency	0.2	2.23
Special levy – drainage boards	0.5	4.14
Net North Somerset requirement	154.9	1,265.81

Proposed budget for 2017/2018

2016/17		2017/18		
Net exp £000		Gross exp £000	Income £000	Net exp £000
91,340	People and communities	217,330	(124,149)	93,181
33,289	Development and environment	50,614	(14,428)	36,186
7,729	Corporate services	114,735	(108,017)	6,718
15,241	Capital financing and interest	17,216	(2,238)	14,978
3,440	Other, inc. Non-service items & Contingency	4,195	(1,218)	2,977
151,039	Gross expenditure	404,090	(250,050)	154,040
70	Special expenses	69	0	69
267	Levy – Environment Agency	273	0	273
506	Special levy – drainage boards	506	0	506
151,882	North Somerset requirement	404,938	(250,050)	154,888
4,205	Parish precepts	4,336	0	4,336
156,087	Budget requirement	409,274	(250,050)	159,224
To be funded by:				
(32,885)	National non-domestic rates	0	(34,610)	(34,610)
(19,199)	Revenue support grant	0	(11,696)	(11,696)
(953)	Transitional Grant	0	(931)	(931)
0	Adult Social Care Support Grant	0	(928)	(928)
(6,583)	New homes bonus	0	(5,096)	(5,096)
(1,737)	Net collection fund adjustment	0	(2,194)	(2,194)
840	Transfers to/from reserves	0	(1,708)	(1,708)
95,570	Council tax requirement	409,274	(307,213)	102,061

The collection fund adjustment is the difference between the amount the council expects to raise from the council tax and business rates and the amount which is actually collected.

Council tax summary 2017/2018

The information below shows the amount needed to fund public services in North Somerset – not just those of the council but also the police, fire and rescue service, and parish and town councils.

2016/17 £000		2017/18 £000
151,039	North Somerset Council (inc. Adult Social Care precept)	154,040
70	Special expenses	69
267	Levy - Environment Agency	273
506	Special levy - drainage boards	506
4,205	Parish and town council precepts	4,336
156,087	North Somerset's budget requirement less:	159,224
(32,885)	National non-domestic rates	(34,610)
(19,199)	Revenue support grant	(11,696)
(953)	Transitional Grant	(931)
0	Adult Social Care Support Grant	(928)
(6,583)	New homes bonus	(5,096)
(1,737)	Net Collection fund adjustment	(2,194)
840	Transfers to / from Reserves	(1,708)
95,570	North Somerset's precept	102,061
13,478	Avon and Somerset Police and Crime Commissioner precept	14,036
5,136	Avon Fire Authority precept	5,349
114,184		121,446

The average Band D council tax for North Somerset will be:

2016/17 £		2016/17 £
178.26	Avon and Somerset Police and Crime Commissioner	181.81
67.93	Avon Fire Authority	69.28
1,185.22	North Somerset Council	1,206.38
23.18	Adult Social Care precept	59.43
55.62	Average parish/town council	56.15
1,510.21		1,573.05

Parish councils

Six parish councils in North Somerset raise more than £140,000 each through council tax contributions.

Local council	2016/2017	How much needed	2017/2018
Clevedon Town Council	45,210	Recreation	46,750
	25,800	Highways	29,625
	248,499	Other	249,475
	11,430	Contingency/balances	13,450
	330,939		339,300
Long Ashton Parish Council	64,808	Recreation	67,330
	31,098	Highways	36,098
	96,790	Other	90,595
	(45,296)	Contingency/balances	(39,423)
	147,400		154,600
Nailsea Town Council	177,962	Recreation	178,210
	59,614	Highways	29,600
	218,344	Other	247,796
	1,686	Contingency/balances	2,000
	457,606		457,606
Portishead Town Council	150,068	Recreation	144,655
	3,000	Highways	4,500
	140,497	Other	158,401
	(40,578)	Contingency/balances	(48,000)
	252,987		259,556
Weston-super-Mare Town Council	573,979	Recreation	689,169
	34,779	Highways	44,594
	1,028,332	Other	951,874
	0	Contingency/balances	0
	1,637,090		1,685,637
Yatton Parish Council	48,850	Recreation	45,850
	11,200	Highways	8,000
	158,430	Other	154,428
	(23,480)	Contingency/balances	(7,428)
	195,000		200,850

NEW GARDEN WASTE COLLECTIONS

MOST RESIDENTS HAVE SIGNED UP, HAVE YOU?

www.n-somerset.gov.uk/gardenwaste



working together

How much will you pay?

Local council	2017/18 precept £	2016/17 precept £	Parish precept amount for Band D	Band A £	Band B £	Band C £	Band D £	Band E £	Band F £	Band G £	Band H £
Abbots Leigh	29,000.00	28,000.00	68.53	1,056.36	1,232.41	1,408.48	1,584.53	1,936.65	2,288.76	2,640.89	3,169.06
Backwell	130,312.39	126,018.00	68.07	1,056.05	1,232.05	1,408.07	1,584.07	1,936.09	2,288.09	2,640.12	3,168.14
Banwell	87,791.00	77,651.00	78.53	1,063.02	1,240.19	1,417.36	1,594.53	1,948.87	2,303.20	2,657.55	3,189.06
Barrow Gurney	7,700.00	7,000.00	34.67	1,033.78	1,206.08	1,378.38	1,550.67	1,895.26	2,239.85	2,584.45	3,101.34
Blagdon	39,250.00	38,250.00	75.93	1,061.29	1,238.17	1,415.05	1,591.93	1,945.69	2,299.45	2,653.22	3,183.86
Bleadon	39,140.00	38,000.00	73.10	1,059.40	1,235.97	1,412.54	1,589.10	1,942.23	2,295.36	2,648.50	3,178.20
Brockley	4,300.00	4,100.00	32.72	1,032.48	1,204.56	1,376.64	1,548.72	1,892.88	2,237.03	2,581.20	3,097.44
Burrington	3,000.00	3,000.00	11.51	1,018.34	1,188.06	1,357.79	1,527.51	1,866.96	2,206.40	2,545.85	3,055.02
Butcombe	1,900.00	1,800.00	17.58	1,022.39	1,192.78	1,363.19	1,533.58	1,874.38	2,215.16	2,555.97	3,067.16
Churchill	58,295.00	57,717.55	63.67	1,053.12	1,228.63	1,404.16	1,579.67	1,930.71	2,281.74	2,632.79	3,159.34
Clapton-in-Gordano	4,700.00	3,700.00	25.63	1,027.76	1,199.04	1,370.34	1,541.63	1,884.22	2,226.79	2,569.39	3,083.26
Cleeve	14,800.00	14,330.00	40.51	1,037.68	1,210.62	1,383.57	1,556.51	1,902.40	2,248.28	2,594.19	3,113.02
Clevedon	339,300.00	330,939.00	43.64	1,042.87	1,216.68	1,390.49	1,564.30	1,902.92	2,259.54	2,607.17	3,128.60
Congresbury	107,297.00	105,533.00	77.12	1,062.08	1,239.09	1,416.11	1,593.12	1,947.15	2,301.17	2,655.20	3,186.24
Dundry	8,822.74	8,651.00	23.03	1,026.02	1,197.02	1,368.03	1,539.03	1,881.04	2,223.04	2,565.05	3,078.06
Flax Bourton	22,000.00	22,000.00	62.91	1,052.61	1,228.04	1,403.48	1,578.91	1,929.78	2,280.64	2,631.52	3,157.82
Hutton	74,407.00	72,240.00	68.74	1,056.50	1,232.57	1,408.66	1,584.74	1,936.91	2,289.06	2,641.24	3,169.48
Kenn	5,500.00	11,000.00	28.19	1,029.46	1,201.04	1,372.62	1,544.19	1,887.34	2,230.49	2,573.65	3,088.38
Kewstoke	46,000.00	42,000.00	67.88	1,055.92	1,231.91	1,407.90	1,583.88	1,935.85	2,287.82	2,639.80	3,167.76
Kingston Seymour	10,700.00	10,700.00	58.73	1,049.82	1,224.79	1,399.76	1,574.73	1,924.67	2,274.60	2,624.55	3,149.46
Locking	77,000.00	71,000.00	69.43	1,056.96	1,233.11	1,409.28	1,585.43	1,937.75	2,290.06	2,642.39	3,170.86
Long Ashton	154,600.00	147,400.00	58.13	1,049.42	1,224.32	1,399.23	1,574.13	1,923.94	2,273.74	2,623.55	3,148.26
Loxton and Christon	3,000.00	2,500.00	31.85	1,031.90	1,203.88	1,375.87	1,547.85	1,891.82	2,235.78	2,579.75	3,095.70
Nailsea	457,606.00	457,606.00	74.42	1,060.28	1,236.99	1,413.71	1,590.42	1,943.85	2,297.27	2,650.70	3,180.84
Pill and Easton-in-Gordano	96,268.00	96,066.66	54.76	1,047.18	1,221.70	1,396.24	1,570.76	1,919.82	2,268.87	2,617.94	3,141.52
Portbury	22,440.00	19,607.00	50.47	1,044.32	1,218.36	1,392.42	1,566.47	1,914.58	2,262.67	2,610.79	3,132.94
Portishead	259,556.00	252,987.00	25.00	1,029.47	1,201.04	1,372.63	1,544.20	1,887.36	2,230.50	2,573.67	3,088.40
Puxton	6,600.00	6,360.00	51.12	1,044.75	1,218.87	1,393.00	1,567.12	1,915.37	2,263.61	2,611.87	3,134.24
St. Georges	16,335.00	16,335.00	14.51	1,020.34	1,190.40	1,360.46	1,530.51	1,870.62	2,210.73	2,550.85	3,061.02
Tickenham	7,214.12	7,004.00	16.03	1,021.36	1,191.58	1,361.81	1,532.03	1,872.48	2,212.92	2,553.39	3,064.06
Walton-in-Gordano	4,214.00	3,800.00	30.56	1,031.04	1,202.88	1,374.72	1,546.56	1,890.24	2,233.91	2,577.60	3,093.12
Weston-in-Gordano	6,000.00	6,000.00	40.71	1,037.81	1,210.77	1,383.75	1,556.71	1,902.65	2,248.57	2,594.52	3,113.42
Weston-super-Mare	1,685,637.00	1,637,090.00	66.57	1,055.05	1,230.89	1,406.73	1,582.57	1,934.25	2,285.93	2,637.62	3,165.14
Wick St. Lawrence	13,500.00	11,500.00	24.42	1,026.95	1,198.10	1,369.27	1,540.42	1,882.74	2,225.04	2,567.37	3,080.84
Winford	23,500.00	22,500.00	23.77	1,026.52	1,197.60	1,368.69	1,539.77	1,881.94	2,224.10	2,566.29	3,079.54
Winscombe and Sandford	130,000.00	125,000.00	66.49	1,055.00	1,230.82	1,406.66	1,582.49	1,934.16	2,285.81	2,637.49	3,164.98
Wraxall and Failand	44,631.00	34,200.00	38.82	1,036.55	1,209.30	1,382.07	1,554.82	1,900.34	2,245.84	2,591.37	3,109.64
Wrington	92,454.00	90,713.00	76.37	1,061.58	1,238.51	1,415.44	1,592.37	1,946.23	2,300.08	2,653.95	3,184.74
Yatton	200,850.00	195,000.00	74.06	1,060.04	1,236.71	1,413.39	1,590.06	1,943.41	2,296.75	2,650.10	3,180.12

Council tax and housing benefits have gone digital

The council tax and benefit service is an online service. To access these services you must register and create an account. Registration is quick, easy and secure and will allow you to apply for benefits, discounts and exemptions. You can also let us know about a change of circumstances or a change of address, set up a direct debit or just view your account balance.

Going digital means we can process many of your requests earlier and provided any additional documents are submitted with your application, you may receive your benefit earlier. For those customers who may have difficulty getting online or have additional needs, support is available. Please visit us at the Town Hall, Weston-super-Mare, visit one of our libraries or call us on **01934 888 144** and one of our customer service advisers will assist you.

Help with your bill

Council tax support

If you are on a low income and currently pay council tax, you may be eligible for council tax support even if you receive other benefits or council tax discounts.

Please visit our website to register for MyAccount and make your application online. If you are unable to get online or have additional needs please visit us at the Town Hall, Weston-super-Mare where one of our customer service advisers will assist you.

You can also visit any of our libraries and use one of the public access computers to make your application.

If you receive council tax support an amount will be taken off the total council tax you owe for the year and this is shown on the front of your bill.



What to do if your circumstances change

If your circumstances change you must tell us as soon as the changes happen. It is an offence not to tell us about any change in your circumstances that affects your support and could result in a fine of £70 or prosecution. Don't rely on someone else to pass the message on. Examples of changes in circumstances are:

- you move home
- your rent changes
- any changes to the income or circumstances of anyone who lives with you
- someone moves into or out of your home
- you're going to be away from your home for more than four weeks.

You can request a written statement of your entitlement, within one month of the decision being made, by contacting the council on 01934 888 144. If you want to appeal, this should be in writing within two months of the decision, to the council, who will review the decision. If you remain dissatisfied a further appeal can be made to the Valuation Tribunal.

More help with your bill

Even if you are not eligible for council tax support based on your income and savings there are other ways to reduce your bill:

● Exemptions

Some properties will be exempt from council tax altogether, for example if you are living elsewhere to receive personal care, or if you have gone to live in a care home.

● Disability reduction scheme

Your property may be placed in a lower band if it has features such as extra space for a wheelchair.

● Discounts

Some bills can be reduced by up to 50 per cent. There is a 25 per cent discount for all properties where only one person is a resident.

For more details visit our website or call **01934 888 144**.



BRINGING YOUR VOICE TO POLICING

SPENDING PLANS

2016/17

2017/18

Gross expenditure

£306m

£308m

Specific grants and other income


£30m

£30m

Net Budget requirement

£276m

£278m



WHERE DOES THE MONEY COME FROM?

2016/17

2017/18

Funding from central government

£178m

£176m

Council tax

£98m

£102m

Total income

£276m

£278m



Sue Mountstevens

Sue Mountstevens

Police and Crime Commissioner
for Avon and Somerset

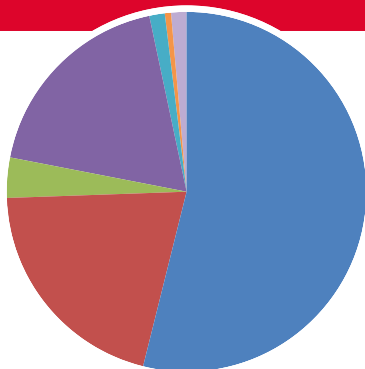
CHANGES IN SPENDING

The net expenditure for the police will be £2m higher in 2017/18 compared to 2016/17 following a 1.4% reduction in central government funding offset by a rise in council tax funding. The Police & Crime Commissioner (PCC) has taken the decision to increase the policing part of the council tax by £3.55 a year for the average band D household. This means that the average band D precept will be £181.81. This follows extensive consultation with over 3,000 residents. Although inflation and other unavoidable spending pressures will increase costs by £10m, savings have been agreed to balance the budget.

The PCC also receives £1.95 million funding for victims services from the Ministry of Justice and this has been retained at the same level as 2016/17.

HOW WE SPEND THE BUDGET 2017/18

THE CHART BELOW SHOWS WHERE THE MONEY GOES



- Police Officers - £150m
- Police Staff - £57m
- PCSOs - £10m
- Running Expenses - £52m
- Capital Funding - £4m
- Office of the PCC - £1.4m
- OPCC Commissioning - £3.5m

NEW PLAN FOR POLICING AVON AND SOMERSET

The new Police and Crime Plan sets out what the police will be concentrating on over the next four years. Throughout last summer Sue listened to residents, community groups and local partners to help shape her new priorities for policing.

There are four new priorities in the Plan and the most important is to...

PROTECT THE MOST VULNERABLE FROM HARM

Sue and the police will act as a fierce advocate for victims and ensure the most vulnerable are protected

STRENGTHEN AND IMPROVE YOUR LOCAL POLICING TEAMS


Sue wants the police to be accessible and tackle the crime that matters most to you.

ENSURE AVON AND SOMERSET CONSTABULARY HAS THE RIGHT PEOPLE, RIGHT EQUIPMENT AND RIGHT CULTURE

Sue will work with the Chief Constable to have more people from diverse backgrounds in the police service, to provide the right kit to police officers and staff, and to change how complaints are handled.

And finally WORK TOGETHER EFFECTIVELY

Sue plans to work with other organisations to share buildings, help services work better, and make savings so we can spend more money where it's needed most.



Find out more by visiting www.avonandsomerset-pcc.gov.uk



**AVON &
SOMERSET**
POLICE & CRIME
COMMISSIONER

Remember call **101** in a non-emergency and always dial **999** in emergency
01257 816377 | www.avonandsomerset-pcc.gov.uk
pcc@avonandsomerset.pnn.police.uk



AandSPCC



Aandspcc



Your fire and rescue service

Avon Fire & Rescue Service (AF&RS) protects the communities of Bath & North East Somerset, Bristol, North Somerset and South Gloucestershire.

This service costs the average Band D household £69.28 a year – or around £1.33 a week.

This year we have increased the precept, or the amount we ask for from the average home, by a total of £1.35 a year which is a rise of less than 3p a week. Despite this rise, Avon Fire Authority's precept remains among the lowest in the country.

We also receive around a third of our funding from central Government. The grant we receive has fallen in recent years and will continue to reduce.

As a result, savings of £5 million will need to be made over the next three years which means we will continue to implement plans to allow us to provide a first-class emergency service with a smaller budget.

Following a public consultation we have now published our Integrated Risk

Management Plan (IRMP) which outlines how we will use our resources to respond to a wide range of local and national risks up until 2020.

This plan included a number of changes to the way we deliver our frontline services which will allow us to reduce costs but maintain our existing response standards.

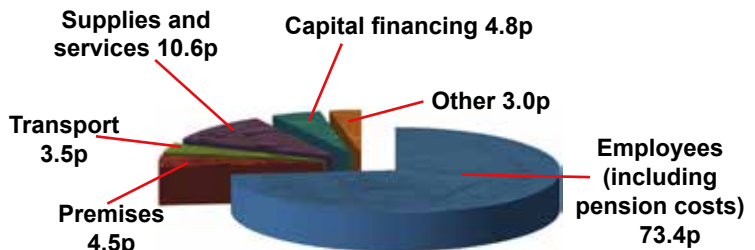
You can read more about the IRMP on our website at www.avonfire.gov.uk

As part of our cost saving plans the Headquarters of Avon Fire & Rescue Service will also move from the centre of Bristol to the site of the Avon and Somerset Constabulary Headquarters at Portishead. As well as reducing running costs the move will allow for closer collaboration in a number of areas.

Although we are making changes to the way we deliver our services, ensuring the safety of local people remains our focus.

If you would like fire safety advice about your home, or the home of a loved one, please call us on 0117 926 2061 or visit our website at www.avonfire.gov.uk

**Where
does each
pound
go?**



Annual budget

Avon Fire Authority has set its net budget for 2017/18 at £42.067 million. This represents a Council Tax level of £69.28 a year for a Band D property, an increase of just below 2%.

The Government's funding assessment for Avon Fire Authority has been cut by £1.741m (9.35%) to £16.888m for 2017/18. The impact of this is that the funding provided by central Government is reduced by £1.492m (10.7%) to £12.457m.

Spending plans

	2016/17 (£m)	2017/18 (£m)
Total fire expenditure	46.154	45.060
Income	-1.861	-1.938
Net budget before use of reserves	44.293	43.122
Use of reserves	-1.499	-1.055
Net budget	42.794	42.067
Funding:		
Central Government		
Revenue Support Grant	8.647	6.709
Business rate - Top-up	5.302	5.748
Local funding		
Locally retained business rates	4.881	4.557
Net collection fund surplus	0.223	0.385
Council tax	23.741	24.668
Total	42.794	42.067

The main changes in spending from 2016/17 to 2017/18 are shown below:

Main changes in net expenditure	(£m)
2016/17 Budget	42.794
Inflationary pressures	0.466
Other	0.092
Use of reserves	0.444
Savings	-1.729
2017/18 Budget	42.067

Savings

This year savings totalling around £1.7 million have been identified in the following areas:

Savings		2017/18 (£m)
Employees		-0.904
Running costs:	Premises	-0.055
	Transport	0.000
	Supplies and services	0.000
	Other	-0.770
Total		-1.729

Capital requirements

The capital programme for 2017/18, excluding any capital expenditure within the 2016/17 capital programme that may be delayed or slipped into 2017/18, is shown below:

	2016/17 (£m)	2017/18 (£m)
Premises	0.500	0.500
Premises rationalisation project	9.299	0.000
Vehicles and equipment	2.253	1.588
IT and communications	0.200	0.200
Total	12.252	2.288

For further information please contact: Avon Fire & Rescue Service,
A: Temple Back, Bristol, BS1 6EU **T:** 0117 926 2061 **W:** www.avonfire.gov.uk

NORTH
SOMERSET

LIFE

North Somerset Council's digital digest



Sign-up to our regular digital digest for the latest news and events delivered straight to your inbox.

www.northsomersetlife.co.uk

