



# Bleadon in Bloom

Kirsten Hemingway

## Contents

Project Description and Planning.....	2
Bleadon Map and Zones .....	2
Tubs and Furniture needed for each zone .....	3
Ancillaries and tools.....	3
Plants .....	4
Special permissions.....	5
Team Bloom.....	7
Polytunnel Planters.....	7
Team Litter.....	7
Tub Parent Team .....	7
Festival of Gardening .....	8
Judging Day Plan – 8 <sup>th</sup> of July .....	8
Appendices – Plant ideas .....	9
Budget .....	11
Timeline .....	11

## Project Description and Planning

It is ambitious to develop this project, we know that it will take a few years before we have enough people and are operating in a way that will stand a chance at winning. However, the support provided by the team will mean that we will learn quickly and get known to the judges. It will also help people in the village get used to what they must do as a team to pull off a win.

## Bleadon Map and Zones



Zone One – Entrance to Village by Hutton Motors on to Bleadon Road, Bus Stop and field opposite entrance to Purn Way

Zone Two – Post office, Café and round the Croquet Pitch

Zone Three – End of Chestnut lane, Allotments, start of Footpath, Water Cupboard, Field opposite Cottages

Zone Four – Edges of Rhyne – all of them

Zone Five – Entrance to Hall, Park and Wishing Well #

Zone Six – Bridge road and Escape area

Zone Seven - Church, Bus Stop and Pub

Zone Eight – Birch Avenue and the Veale

Zone Nine – Celtic way, Hill top and Bus Stop

Zone 10 – Hilcote

Zone 11 – Roman Road

## Tubs and Furniture needed for each zone

Zone	Location	Furniture
1	Bleadon Road Junction with A370 – Huttons Garage Side	Raised beds over 2meters long but only .25m wide at two levels set back from Road with signage along bottom of lower Planter - Welcome to Bleadon in Bloom
1	Bleadon Road Junction with A370	Opposite Huttons side – Add flowers to Bank – potentially primulas
1	Bus Stop	New Planter – three levels – may need to build –
1	banks of Rhyne	Wildflowers seeds, forget me knots and Foxgloves
2	None	No furniture needed here
3	Start of Footpath at end of Purn Way	Herb Wall (built from Pallet – trailing herb plants)
3	By Water Treatment	Patch of grass at front tubs or planter Bench
4	None	No furniture
5	Entrance to hall	Two new planters or tubs – replace benches and arches planters
	Wishing Well area	New Planters
6	Escape area	Planters welcoming you in to village using grass verge
7	Church Cross	New planters
	bus stop and around the church room	Two new planters
	Pub	New planters?
8	Birch avenue and the Veal	2 New Planters
9	Hilcote	Planter or selection of planters by grit bin
	Bus stop	Planter or display at Bus stop
10	Roman Road	Herb wall by Hellenge hill or near footpath ends
11	Hill Top	Right furniture at Road end to denote entering Bleadon

## Ancillaries and tools

We will need:

9 Trowels



Specialist tool for planting bulbs

Tools for weeding – Hoes

Tools for digging flower beds – 2 sets – Shovel and Fork

Irrigation plan for herb walls

Tools will be kept by Ranger or by Andy Eddy. Signed in or out by team leader depending on who is leading.

High Vis Vests

Watering Cans

We can use the trailer supplied by Glendales – it is so well equipped

## Plants

Zone	Location	Plants
1	Raised Beds by Huttons	As tubs plus extra sponsored by Hutton
1	Bus Stop	Selection of the Herbs and tub plants
	Rhynes	Foxgloves, forget me nots, Wildflower seeds
2	Post office	Selection of the Herbs and tub plants in troughs
2	Around cricket pitch	Selection of the bulbs plus hedge germander, other herbs in to the bottom of the fencing
2	Café	Hanging baskets
3	Start of Footpath at end of Purn Way	Herb Wall (built from Pallet – trailing herb plants) – these will need lots of water and we will need to ask some villagers to look after them particularly well.
3	Tubs in Chestnut Lane	Selection of the tub plants
3	By Water Treatment	Selection of tub plants and herbs
4	All rhyne areas	Bee bomb wild flower plants, Preparation for this will involve creating seed beds along the top part of the bank so that the seeds will have a chance against the grass.
5	Entrance to hall	Selection of the Herbs and tub plants in troughs
	Youth club planters	Selection of the Herbs and tub plants in troughs
	Wishing Well area	Selection of the Herbs and tub plants in troughs
	Banks around park	Bulbs, Wild Flowers, herbs in bottom of fencing
6	Escape area	Selection of the Herbs and tub plants in troughs
7	Church Cross	Selection of the Herbs and tub plants in troughs
	bus stop and around the church room	Selection of the Herbs and tub plants in troughs
	Pub	Selection of the Herbs and tub plants in troughs and Hanging baskets

8	Birch avenue and the Veal Big bank area	Selection of the Herbs and tub plants in troughs Bulbs, Wild Flowers
9	Hilcote Bus stop	Selection of the Herbs and tub plants in troughs Selection of the Herbs and tub plants in troughs
10	Roman Road	Herb wall plants
11	Hill Top	Selection of the Herbs and tub plants in troughs

Herb Wall Plants: Nasturtiums, Purple sage and chives

Planter Plants: Nasturtiums, Golden marjoram, dwarf variety of cherry tomatoes, Bay, Lavendar (nana alba) Mint (to be in pots), (Chocolate variegated), plus NS plants as usual,

Bank plants: Primrose (Common) on Bank 8

Bulbs: See full plant lists in images.

### Special permissions

In Zone One we need to get a licence for our raised bed at the corner of the A370 and Bleadon Road:





Similarly we need to get permission for the Bridge Road A370 Entrance at Escape:



We are also going to be adding a project at the Orchard on Shiplate Road and the Allotments – this will mean a litter pick of the pathway.



## Team Bloom

Currently we have had the following donations and help from our community:

- Apprentice team from Thatchers – organising and doing a lot of digging as well as helping with the Bleaddon Festival of Gardening on the 9<sup>th</sup> of June
- Community trailer from Greendales – was excellent book again for 27<sup>th</sup> May
- Marshalls using the Rhyne Bed digging, clearing of Gutter and Rhyne planting for team building also donated £50 to plant fund at Westhaven School.
- Westhaven School created Plant fund and have been growing for us.
- Westhaven and Lymsham schools helping with Blue Hearts
- Police Cadets coming to marshal event and support planting
- Owl boxes donated and Chris Sperring coming to locate them.
- Donation from Val Dark to Westhaven plant fund £50
- Val and Roger Hart donating a poly tunnel
- Greendales plants
- Tom Hemingway-Arnold donated the Logo design
- Jane Wheatley plants
- WI support with event on 9<sup>th</sup> of June

We will be supporting others and visiting Lymsham School and supplying Blue hearts for them to decorate.

## Polytunnel Planters

We have a team of people working in a Polytunnel donated by Roger and Val Hart. This team are bringing on our baby plants. We will need help to pot plants from seedlings and we will need people to join the watering rota. Please get in touch if you can help.

## Team Litter

Have been working in the Rhyne led by the incredibly brave Paul on his little boat. We have other areas of lane to litter pick and we are always happy for people to join this team. Please let us know if you can help.

## Tub Parent Team

Let us know if you can look after one of the tubs near you. As new proud tub parents you will receive a Bleaddon in Bloom Gilet Jaune and a Branded Watering Can. In return you pledge to take good care of one tub near you by watering and weeding it for the summer.



## Festival of Gardening

June 9<sup>th</sup> 2019

We are going to hold a Festival of Gardening. The Bloomers will work on the plans at the next week but currently it will include:

- Plant sale
- Pot competition – classes will include
  - Under 6's
  - Under 10's
  - Under 14's
  - Most interesting receptacle
  - Herbs
  - Veg
  - Open pot challenge
  - Beautiful and Useful
- There will also be a children's colouring competition
- Outdoor crafts and stalls such as garden furniture
- Plant sale
- Avon Wildlife will be there
- Secret World will be bringing owls
- Maybe a steam fayre in the carpark
- Thatchers Cider Bar
- Cakes and refreshments

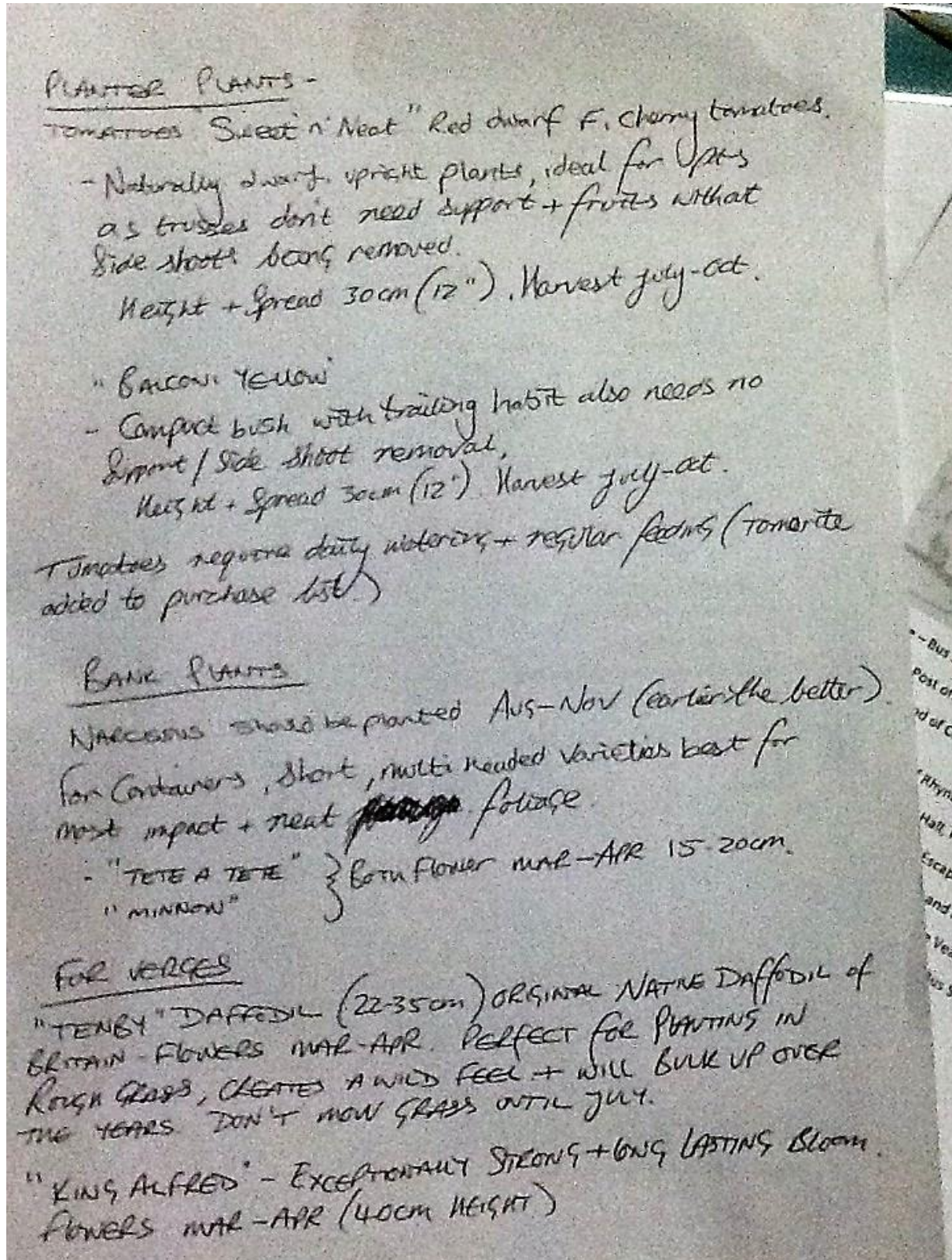
The festival will start at 10.00 and finish at 2.00pm

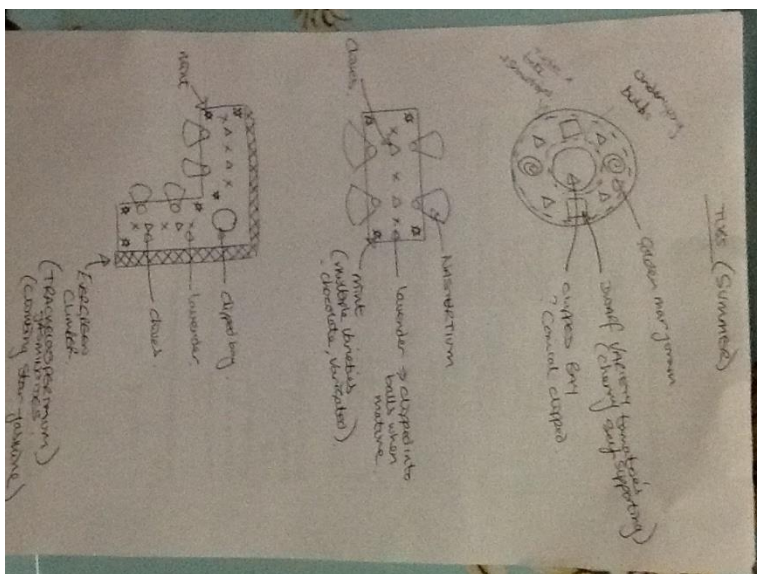
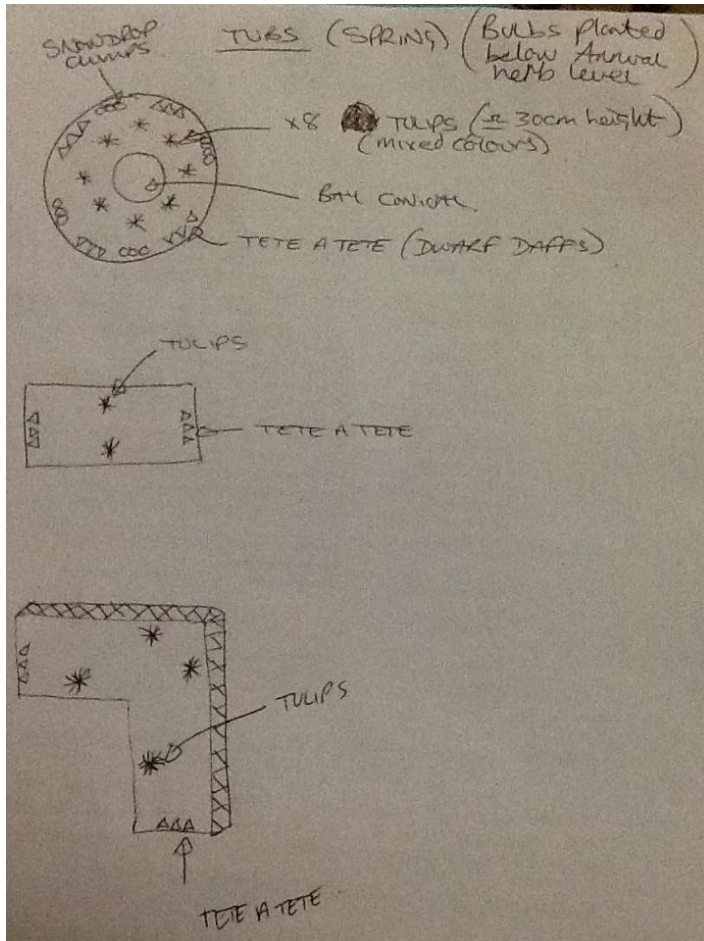
## Judging Day Plan – 8<sup>th</sup> of July

Our judges are visiting on the 8<sup>th</sup> of July at 11:00am until 1:00pm and we will be working on a route for them where they will get to see all the projects we have been undertaking. We would like to have as many people there as possible so let us know if you can join us on the day. If you want to tell the judges about your experience with Bleaddon in Bloom please get in touch and we will arrange for you to meet them.



Appendices – Plant ideas





## Budget

### Bleadon In Bloom Budget Estimate - October 2018:

Item	Quantity	Unit cost	Total £
Tub Planters	15	£35	£520
Troughs/Displays	5	£100	£500
Compost	30	£5	£150
Trees surrounds for protecting trees	3	£20	£60
Stones/Gravel	30	£5	£150
Benches	2	£200	£400
Plants	500	£1	£540
Tools – including irrigation			£100
<b>Total</b>			<b>£2,420</b>

## Timeline

Month	Zone	Jobs
November	2, 4, 5, 8	Plant B bombs and bulbs
November	All	Give Tub plant seeds or starters to growers
December	All	Meeting to see where we are Plan building of planters
February	All	Cut all grass
March	Thatchers team	Plant Wildflowers on Banks
March	All	Clear flower beds round the hall
March	All	Put planters in
March	All	Compost in
April	All	Plant Herb walls
April	All	Polytunnel plant up – potting all seedlings
April	Marshalls team	Plant Rhyne area
April	All	Meeting to see where we are and plan
Late May May	All	Plant everything
June 9 <sup>th</sup>	All	Gardening Festival
July 8 <sup>th</sup>	All	Judging