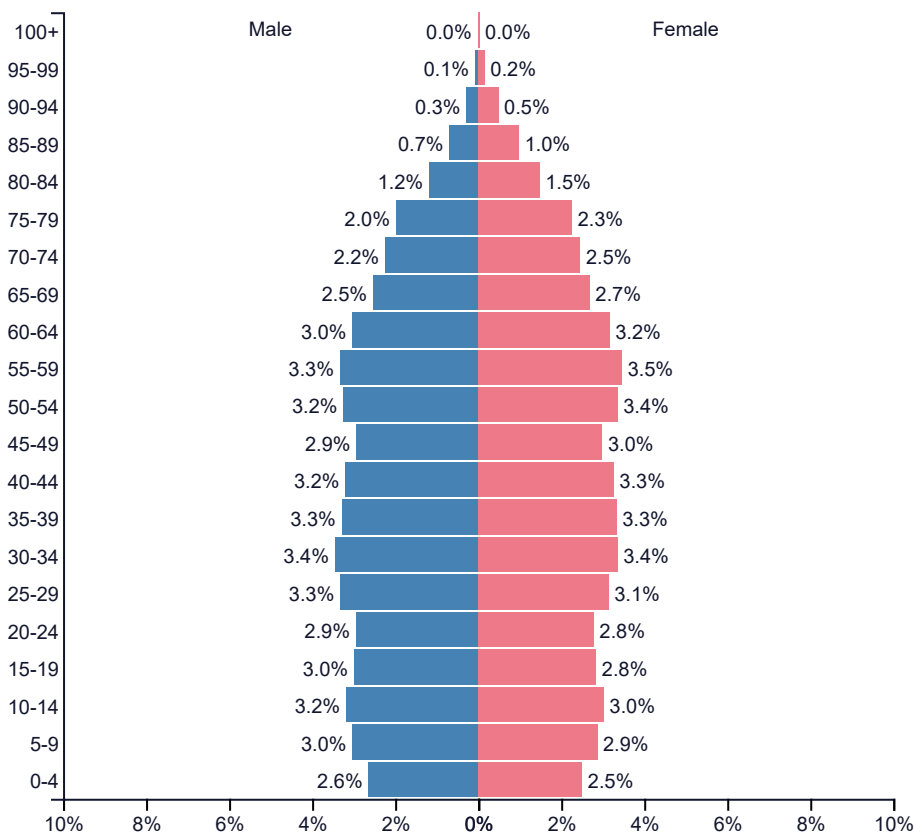


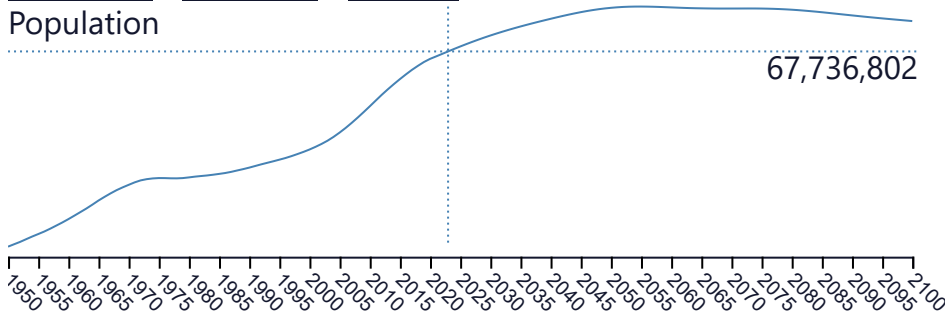
United Kingdom ▼

2023

Population: 67,736,802



[Download](#) - [Excel CSV](#) - [Sources](#)



YEAR [-5](#) [-1](#) [2023](#) [+1](#) [+5](#)

COUNTRY [A](#) [B](#) [C](#) [D](#) [E](#) [F](#) [G](#) [H](#) [I](#) [J](#) [K](#) [L](#) [M](#) [N](#) [O](#) [P](#) [Q](#) [R](#) [S](#) [T](#) [U](#) [V](#) [W](#) [Y](#) [Z](#)

[Uganda](#)

[Ukraine](#)

[United Arab Emirates](#)

[United Kingdom](#)

[United States of America](#)

[United States Virgin Islands](#)

[Uruguay](#)

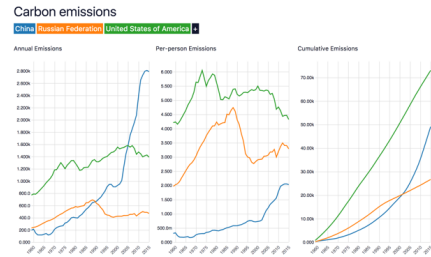
[Uzbekistan](#)

United Republic of Tanzania


New: Updated with 2022 numbers ([Previous version](#))

Check our other visualizations

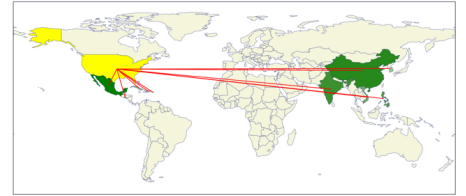
Comparison of carbon emissions per country



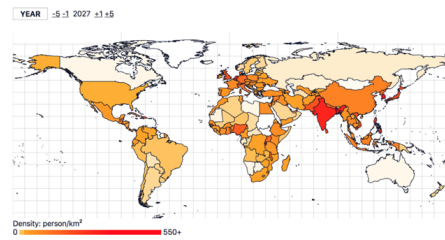
List of countries ordered by their population size



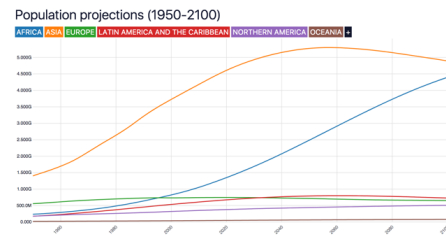
Origin of the migrants stocks per country



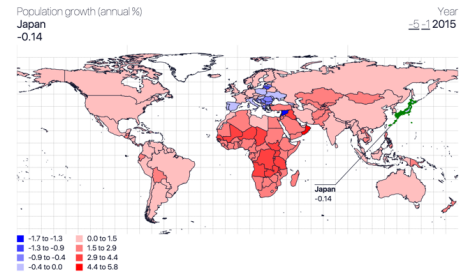
Population density per country



Population Projections



Population Growth Map per Year



Other indicators visualized on maps:

(In English only, for now)

- [AIDS estimated deaths \(UNAIDS estimates\)](#).
- [Adolescent fertility rate \(births per 1,000 women ages 15-19\)](#).
- [Age at first marriage, female](#)
- [Age at first marriage, male](#)
- [Age dependency ratio \(% of working-age population\)](#).
- [Antiretroviral therapy coverage \(% of people living with HIV\)](#).
- [Antiretroviral therapy coverage for PMTCT \(% of pregnant women living with HIV\)](#).
- [Birth rate, crude \(per 1,000 people\)](#).
- [Births attended by skilled health staff \(% of total\)](#).
- [Children \(0-14\) living with HIV](#)
- [Children with fever receiving antimalarial drugs \(% of children under age 5 with fever\)](#).
- [Completeness of birth registration \(%\)](#).
- [Completeness of death registration with cause-of-death information \(%\)](#).
- [Diabetes prevalence \(% of population ages 20 to 79\)](#).
- [Diarrhea treatment \(% of children under 5 receiving oral rehydration and continued feeding\)](#).
- [Fertility rate, total \(births per woman\)](#).
- [GNI per capita, Atlas method \(current US\\$\)](#).
- [Health expenditure per capita \(current US\\$\)](#).

- [Health expenditure per capita, PPP](#)
- [Health expenditure, private \(% of GDP\)](#)
- [Health expenditure, public \(% of GDP\)](#)
- [Health expenditure, total \(% of GDP\)](#)
- [Hospital beds \(per 1,000 people\)](#)
- [Immunization, BCG \(% of one-year-old children\) - Tuberculosis](#)
- [Immunization, DPT \(% of children ages 12-23 months\) - Diphtheria, pertussis \(whooping cough\), and Tetanus](#)
- [Immunization, HepB3 \(% of one-year-old children\) - Hepatitis B](#)
- [Immunization, Hib3 \(% of children ages 12-23 months\) - Meningitis, Pneumonia, and Epiglottitis](#)
- [Immunization, Polio \(% of one-year-old children\)](#)
- [Immunization, measles \(% of children ages 12-23 months\)](#)
- [Incidence of HIV \(% of uninfected population ages 15-49\)](#)
- [Incidence of malaria \(per 1,000 population at risk\)](#)
- [Incidence of tuberculosis \(per 100,000 people\)](#)
- [Labor force, female \(% of total labor force\)](#)
- [Labor force, total](#)
- [Life expectancy at birth, female \(years\)](#)
- [Life expectancy at birth, male \(years\)](#)
- [Life expectancy at birth, total \(years\)](#)
- [Literacy rate, adult female \(% of females ages 15 and above\)](#)
- [Literacy rate, adult total \(% of people ages 15 and above\)](#)
- [Literacy rate, youth male \(% of males ages 15-24\)](#)
- [Malaria cases reported](#)
- [Mortality rate, under-5 \(per 1,000\)](#)
- [People practicing open defecation, urban \(% of urban population\)](#)
- [Physicians \(per 1,000 people\)](#)
- [Population ages 65 and above \(% of total\)](#)
- [Population growth \(annual %\)](#)
- [Population, male \(% of total\)](#)
- [Postnatal care coverage \(% mothers\)](#)
- [Prevalence of HIV, female \(% ages 15-24\)](#)
- [Prevalence of HIV, male \(% ages 15-24\)](#)
- [Prevalence of HIV, total \(% of population ages 15-49\)](#)
- [Prevalence of overweight \(% of children under 5\)](#)
- [Prevalence of overweight, female \(% of female adults\)](#)
- [Prevalence of overweight, male \(% of male adults\)](#)
- [Prevalence of syphilis \(% of women attending antenatal care\)](#)
- [Public spending on education, total \(% of GDP\)](#)
- [Risk of impoverishing expenditure for surgical care \(% of people at risk\)](#)
- [Rural population growth \(annual %\)](#)
- [School enrollment, secondary \(% gross\)](#)
- [School enrollment, secondary, male \(% net\)](#)
- [Sex ratio at birth \(male births per female births\)](#)
- [Smoking prevalence, females \(% of adults\)](#)
- [Smoking prevalence, males \(% of adults\)](#)
- [Suicide mortality rate \(per 100,000 population\)](#)
- [Tuberculosis death rate \(per 100,000 people\)](#)
- [Unemployment, total \(% of total labor force\)](#)

- [Urban population growth \(annual %\)](#)
-

[Sources](#) - [What is a population pyramid?](#) - Keywords: demography, population pyramid, age pyramid, aging, retirement, WORLD, 2023.

[Blog](#) - [Follow us on Twitter](#) - [Buy a poster](#) - [Contact us by email](#)

© 2023 by PopulationPyramid.net, made available under a Creative Commons license CC BY 3.0

IGO: <http://creativecommons.org/licenses/by/3.0/igo/>

Other languages:

[العربية](#) - [Deutsch](#) - [español](#) - [français](#) - [italiano](#) - [日本語](#) - [한국어](#) - [Nederlands](#) - [polski](#) - [Português](#)
- [Русский](#)