

# BLEADON IN BLOOM 2023

Southwest in Bloom Entry for the Parish of Bleadon in North Somerset

Kirsten Hemingway and Robin Flavell for Bleadon Parish Council

# Bleadon in Bloom

Award Entry 2023

## Contents

Introduction .....	4
Summary for 2023 .....	4
Horticulture .....	5
Environment and Sustainability .....	5
Community Blooming .....	6
Horticultural Achievements .....	7
Horticultural Achievements .....	7
Autumn / Spring Planting .....	7
Ukraine .....	7
Tubs .....	7
Planting Theme .....	8
Annual Planting .....	9
Perennial planting .....	10
Growing the plants .....	11
Planting .....	11
Plant Sale .....	12
Tub parents .....	13
This Year's Learning .....	13
Communication .....	13
Environmental Responsibility / Sustainability .....	13
Wild Bleadon .....	13



14



Bleaddon Children’s Trees .....	14
Other Environmental initiatives include: .....	15
Flower displays .....	15
Rainwater Tank at the Village Hall.....	16
Polytunnel .....	16
Our Community Projects .....	16
Veggie Madness .....	16
Litter Picking.....	18
Purn Hill and Dexter cattle .....	18
Bleaddon’s Blooming Businesses .....	19
Blooming Groups.....	20
Our IYN’s .....	20
Bleaddon Farm Shop and Deli .....	20
Churchyard gardeners .....	21
Bleaddon Mill Bloomers.....	22
Thatcher’s Bleaddon Orchards .....	22
Future Plans .....	23
Conclusion.....	24
Appendix 1 – Finances.....	25
Paid for items: .....	25
Donations:.....	25
Appendix 2 – Master List of Planters & Tub Parents.....	26
Appendix 3 – Parish Celebrations.....	27
Coronation Celebrations.....	27
Appendix 4 – Parish Habitat Guide and Website .....	29

## Introduction

Bleadon is a rural village on the border between Somerset and North Somerset. We are tucked into the Mendip Hills and surrounded by AONB designated areas and SSSI's.

We are set alongside the river Axe and our parish extends into the Somerset levels. This part of the levels is criss-crossed by a network of rhynes which protect our fields from flooding.

The village is small with 1080 residents and a local holiday business which almost doubles our size in the summer.

We have many footpaths, bridleways and country roads which encourage visitors either walking, cycling or on horseback.

Our community is vibrant and friendly with a wide age range and a variety of community groups.

We are conscious that people living in a rural community can feel isolated. Bleadon in Bloom has encouraged the community to socialise, outside and contribute to the village. We will happily take whatever contribution people can make. We know that everybody feels better when they are valued and sometimes the smallest contribution or conversation makes all the difference.



## Summary for 2023

We have had our budget slashed this year and have reacted by using this to create momentum around self-sufficiency. The theme for this year's project is Bleadon, Blooming Nothing and we have tried to use a zero-cost approach to blooming.

## Horticulture



The horticultural focus for Bleadon village this year has been the Coronation celebrations, Ukraine and using our learning to better our self-sufficiency. We have been committed to spending less and achieving more with what we already have. We have also started to look into longer term plants for the tubs.

Our concern for our environment has led to some tough decisions about leaving grass long and this means that we have not taken back all the verges in the village – we have also tried to leave some bits of grass that we know will be useful for animals like Hedgehogs.

Last year we built a poly tunnel and this year it has been excellent to allow us to grow our own flowers.

## Environment and Sustainability



As well as contributing to the flower displays around the village the Bloomers were able to support every child in the village to ‘plant a tree for the Jubilee’ initiative. This has formed part of our environmental projects.

The other piece is our “habitat creation project”. Working with the Brownies, we have created a booklet with instructions about how to build simple but effective wildlife habitats for free in people’s gardens. People can then register their habitats on the website. Each element of this project was donated.

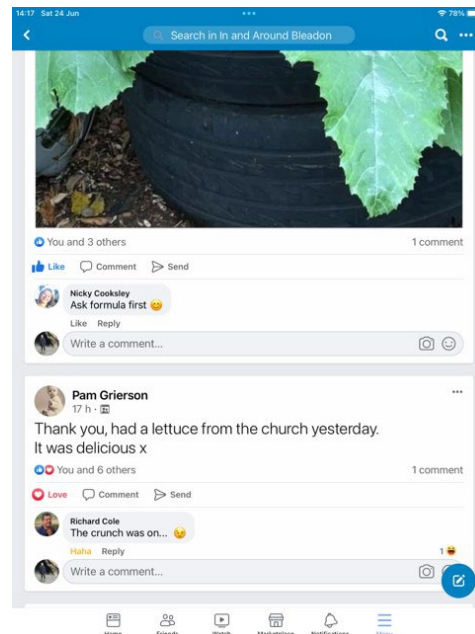
The website provides a repository to collect the information about each habitat that has been created in the village. It also gives a very visual representation of the commitment that Bleadon has to our Ecology. This project is called Wild Bleadon.

## Community Blooming



Our community project has been the set-up of a free vegetable project. The Parish Boundary for our church also includes an area where parishioners don't necessarily have time to grow their own veg and the polytunnel is not in use from the end of may. Our allotment holders often have extra food and so we thought we would make sure that some of the excess also gets to these people too. The project is called Veggie Madness – because it is totally bonkers to take on this extra work but with our theme this year, we thought it was apt to give something for nothing.

The people of Bleadon value the Bloomers and all the groups will help if we ask them for anything. This year the brownies have drawn pictures and worked with us on the habitat brochure, and we had some lovely comment from intended recipients of the vegetables.



## Horticultural Achievements

### Horticultural Achievements

#### Autumn / Spring Planting

We have many daffodils & snowdrops around the village which add colour every year.

A village resident kindly donated several tulip bulbs which we added to our existing displays. As it was such a cold spring, the tulips lasted a long time this year.



We also grew 300 yellow pansies from plug plants to brighten up our tubs.

We replanted **polyanthus** which had been stored over the summer in a shady spot in the orchard of one of our Bloomers.

We planted our memorial cross with **violas and crocus**. Another Bloomer grew a lot of **wallflowers** which were used in some of the tubs.

We planted wildflowers in some of our tubs to attract insects early in the season.



### Ukraine

We continue to show our support for the people of Ukraine, we continue to plant one of our prominent planters next to our village hall with **yellow and blue flowers**.

Our summer display in this bed this year has yellow gazanias and dark blue petunias.

### Tubs

We carried out an inspection of the village tubs in May. We managed to repair some of the tubs with broken bands and retired some others which have gone beyond repair. We've moved the better tubs to the most prominent positions in the village.

## Planting Theme



Our theme for 2023 is Bleadon Blooming Nothing. We have used donated seeds and some plants to maximise the number of plants for the minimum amount of money. Our flowers are mostly pinks, purples, and whites to make a change from last year's royal red, white & blue theme.

As it has been the Coronation year, we kept the crowns we had last year for the Jubilee and gave them a new coat of paint.





## Annual Planting

Petunias	For long lasting flowers and visual impact, especially in areas where they need to be seen from far away e.g. on roads.  Bright coloured flowers to attract pollinators
Osteospermum	
Calibrachoa - Million bells	
White & purple bacopa	
Diascia	
Verbena	
Nicotiana	
White ageratum	
Upright lobelia	
French Marigolds	
Marguerites	
Cosmos	
Begonia semperflorens	
Busy Lizzies	Shade tolerant
Fuchsias	Shade tolerant, flowering later in the season
Pot marigolds	Self seeding, a show of colour & good for insects early in the season
Gazanias	For dry, sunny areas
Upright pelargoniums (geraniums)	
Silver cineraria	
Trailing lobelia	Trailing habit
Ivy leaf pelargoniums (geraniums)	



## Perennial planting



We have increased the perennial plants in our displays to make our displays more sustainable in the long run.

Our perennial salvias survived the winter and can be seen around the village, some making their way into people's gardens!


Our scented pelargoniums were hit by heavier than usual frosts this winter. We don't have heating in our Polytunnel and rely on fleece to protect the plants. We managed to keep some of them alive and are nurturing them back to health.

Salvia Amethyst Lips	Fragrant foliage, perennial, long lasting flowers
Scented pelargoniums	Fragrant foliage
Lavender	Fragrance & attractive for bees
Fuchsias	Long flowering, easy to keep over winter

As we are trying to save money this year we overwintered as many geraniums and fuchsias as we could in our own conservatories / greenhouses, as well as our community polytunnel, 'waking' them up again in the spring. We also successfully overwintered some begonia semperflorens in a greenhouse. This saved us money from buying new plants and provided some instant colour.

## Growing the plants

We have grown well over 1,000 plants ourselves from seeds, seedlings or plug plants. These include Begonia semperflorens, Geraniums, Lobelia, Gazania, Cosmos, Petunias, Nemesia, Bacopa, Busy Lizzies, French marigolds and cineraria.



We started growing some of the tiny plants in February to give them a good chance of being big enough by May. They started off in the warmth of our houses, as none of us have the luxury of a heated greenhouse.

We have made full use of our new polytunnel to overwinter plants and grow our own plants starting in March when the weather had warmed up a little.

We bought some tiny plug plants from a local supplier in March. This proves an economical way to grow large quantities of plants.

We sowed a lot of seeds in March and were gifted some cosmos plants by a fellow allotment holder.

We also bought plants from a professional grower, Jane Wheatley, including trailing geraniums, ivy leaf geraniums and nicotiana.

And finally, we received petunias, white ageratum and blue lobelia from North Somerset Council for our displays. This really helped boost the number of plants we could put in each tub.

## Planting

We collected all our plants in the last week in May. We also had our own plants hardened off at the allotment outside of the polytunnel as the weather had been so hot in the second half of May.



We have a plan of all our tubs and their locations around the village.

We have a team of planters who spring into action as soon as we have all the plants ready.

It was a massive team effort delivering compost, fertiliser, and plants to the right places and everyone played their part.

We communicate as a team using WhatsApp, as this is the quickest way to get messages out.

We managed to get all the planting done by the end of the first week in June.

## Plant Sale

Any leftover plants were sold to raise funds for next year's Bleadon in Bloom. We had fewer left over plants this year but managed to raise more than £200 towards next year's flowers.



## Areas of the village to be planted



## Tub parents

Each of our tubs has a 'parent' who tends the tub from when they are planted until all the plants are over.

We have a rota of volunteers to look after the watering of the plants at the Hall, as this is a big area to cover.

Watering is the biggest task, and it's challenging to find enough people who are able and willing to take it on. We are also conscious of the effects of climate change, giving us longer dry spells with no rain, we don't want to waste unnecessary water. This year we have decided to plant some of the tubs in the harder to reach spots around the village with more drought tolerant plants reducing the need for watering.

## This Year's Learning

- This is the third year we've grown our own plants. It is rewarding, but the weather conditions are different each year. This year we had a cold spring followed by a very hot spell in May. Next year we need some shading for the polytunnel to help control the heat.
- We are very lucky to have a community polytunnel as a focal point for growing the plants.
- We are still learning how to grow plants with peat free compost, it remains a challenge!

## Communication

We use the 'Bleadon in Bloom' and 'In And Around Bleadon' Facebook pages to keep in touch with everyone in the village, to shout out for help and report on progress.

We also have a WhatsApp group which allows us to communicate and quickly take advantage of good weather or new donations.

[Bleadon in Bloom | Facebook](#)

## Environmental Responsibility / Sustainability

Our Environmental Project this year has been about habitat creation. We have also completed the work started last year with the children's Jubilee Tree planting.

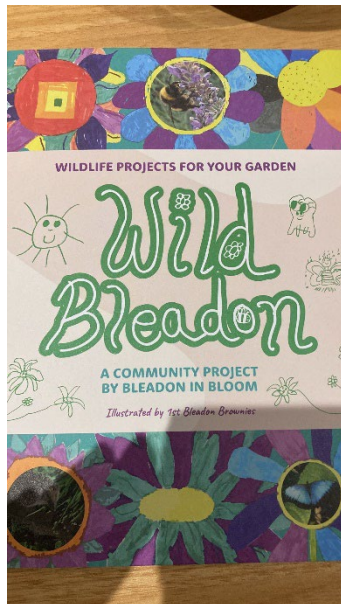
## Wild Bleadon

Bleadon is situated between the Bristol Channel and the Mendip Hills, in an area of outstanding natural beauty (AONB) and consequently can boast a wealth of flora and fauna.

Part of our approach to Bleadon in Bloom has been about raising awareness of our environment for people who move here from places where ecology has not been considered. We want to find ways to help animals, birds and insects to thrive – and to raise awareness of the impact of normal gardening routines in creating conditions that make it difficult for them to thrive. Over the years we have delivered Owl Boxes and good signage to help point out the wildlife and the country code. Our usual collaborators are the Bleadon Brownies and this year is no exception. In the spirit of our

ecological community and with the support of local businesses and residents, we bring you **WILD BLEADON!**

Wild Bleadon is all about creating habitats for wildlife to survive and at the same time collecting evidence about how our community really cares about the character of the parish and its other residents.



Firstly, we have written a guide about habitat creation. Secondly, you can register your habitat on our website, and we will keep a tally of all **THE HABITATS CREATED BY THIS PROJECT.**



## Bleadon Children's Trees



own specific tree.

We were beginning to think last year that this project would not work because of the difficulty finding land that was accessible so that the parents and children could come and see their trees. However, just in time we were given some space next to a permissive path through one of the landowner's fields. They kindly fenced off a section so their animals would not be able to get to the trees and have further help from Bleadon Trees who kindly donated some weed coverage.

The image created by John Hinkley was then digitised by Chelsie Graphic Design. We also wanted to create some signage to describe the project to passersby. The signs were then printed by a brilliant local sign company called Future Signs.

A group of us with some parents and children planted the area in one afternoon. Some of the children were so happy with their tree that they painted stones and made little signs around their

Children planted the trees at home and in this shared space. Each child now has a tree and many of them are decorating them – we hope to have a Christmas Tree Party this year.

It has been such a worthwhile project. Many of the children regularly visit the tree but over the summer we have had a lot of nettles and the space became overgrown. Luckily a local tree surgeon donated some bark to help the membrane keep out the weeds – it looks a lot better now and should be a lot easier to keep weed free.

We had one of the blank plaques and delivered it to the artist John Hinkley who designed the plaques. He was really pleased and grateful to be able to get involve in the project.

### Other Environmental initiatives include:

#### Flower displays

We try to minimise our impact while producing our floral displays:

- All our pots used for growing plants are reused. People in the village are very generous in donating their used pots & trays
- We bought plants from a local grower (Jane Wheatley), ensuring all our plants came from the UK, not shipped in from overseas.
- Jane Wheatley uses only peat free compost. We have tried using peat free compost for the first time this year, with mixed success.
- We don't use plastic plant labels for our homegrown plants. We could tell what colour they were by the time they were ready to plant.
- We save the seed from our flowers wherever possible. All of our marigolds and ageratum were grown from seeds collected last year.
- We overwintered last year's geraniums, fuchsias and begonias, and reused them where possible in our summer displays. We also sold some of the surplus ones.
- We saved last winter's polyanthus and will reuse them this winter.
- We've increased the number of perennial flowers in our displays for better sustainability.
- We use organic fertiliser (well-rotted horse manure donated locally plus pelleted chicken manure).
- We minimise the use of shop bought compost by using garden compost where possible.
- The compost we did buy was sourced locally from a nearby garden centre and made at a farm in Somerset.
- All of our own plants are grown in cool greenhouses / polytunnels using no extra heating and using collected rainwater.
- All our planters are recycled from other materials. Old cider, wine & whisky barrels, old packing cases, recycled pallets.

### Rainwater Tank at the Village Hall

We have two water tanks at village hall to collect rainwater from the roof.

These were installed by one of our volunteers.

We have quite a few planters in this area and haven't used tap water so far this year.

### Polytunnel

Wherever possible we have reused/ recycled materials for our polytunnel.

- We made our own tables and potting bench for our polytunnel from scrap wood & plastic.
- We had a donation of pasting tables which we reinforced with wood.
- We reused some wood from raised beds to mark out our beds at the allotment.
- We made our allotment sign out of driftwood
- We painted our gate with donated left-over paint in multiple bright colours
- We used Facebook marketplace to get some free barrels from a car wash to make our water butts
- We found a water butt and some canes on a litter pick which we rescued & reused at the allotment
- Our garden chairs were donated



## Our Community Projects

### Veggie Madness

Bleadon in Bloom took on an allotment as a space to put our own poly tunnel to be able to grow flowers.





Once the poly tunnel was in place it became obvious that we had extra space. We decided to give this space away to people in the community who wanted to have some space to grow veg but didn't want a whole allotment. We have 3 or 4 takers and the little veg plots were very successful.



After the flowers were all planted around the village the poly tunnel was very empty. Some of the bloomers who were growing vegetables in the spare part of the allotments put tomato plants in the poly tunnel and this gave us an idea. Let's fill the poly tunnel with vegetables when it is not full of flowers and then let's give these away for free to people in our local community.

Our links to the church were able to support us to create a weekly routine to take the veg to people who need it. It is quite a strategic supply chain.



Our local councillor from North Somerset Council is Terry Porter donated a huge selection of vegetables. Other local vegetable growers, some from the allotments and some from nearby, also donated vegetable plants such as Tomatoes and Cucumbers. We have a huge number of vegetables now and many of them needed to be outside. Luckily, a neighbour of the allotment was tidying up a corner of their garden that they were not sure what to do with, so they agreed to grow some of the community vegetables on this site. Our neighbouring allotment is run by the National Autistic Society and there are many people who come to relax and enjoy this facility. We share some of the vegetable plants with them to also grow on for the community. There is also a small market garden next door to the allotments as part of the Bleadon Tree Nursery. The Gardener here also supported Bleadon in Bloom by growing on many of the lettuces.

The enthusiasm for vegetable growing was unprecedented so we decided to open the project to any of the local growers who had spare produce or plants to share with the community. We had to figure out a way to manage the demand and supply and we think this will be a work in progress but currently the solution is that the vegetables are picked up on a Wednesday morning and taken to the Churches for distribution. They are collected there and taken to the food bank. The growers take their excess harvest to the Bleadon in Bloom poly tunnel on a Tuesday evening or Wednesday morning and a box is put together with all of the supplies.

In and Around Bleadon  
Kevin Russell · 27 Apr · 📷

A370 part 1



... Currently, there are two outlets for the vegetables, but we hope to be able to widen the reach and replicate the project with other Bloomers. I am sure that there is space in the blooming calendar for additional growing and with food shortages becoming a real issue in UK supermarkets we may have just hit on a wonderful idea that could make a big difference in the UK.

### Litter Picking

We have several volunteers who help to keep our roads and footpaths tidy all year round. They include litter picking on their regular walks and some of our volunteers have joined the North Somerset Council's 'adopt-a-street' campaign.

The Monday of the Coronation King Charles asked that everyone did a bit to help someone else, so the Bloomers went out to join the intrepid band of litter pickers and to tidy the areas around the village hall.

### Purn Hill and Dexter cattle

Purn Hill is an SSSI (Special Site of Scientific Interest) with vital wildlife significance, being home to three plants that are nationally rare or threatened, Homewort, Somerset hair grass and white rock rose.

The Purn Hill nature reserve has recently started to become overgrown, so one of our local livestock owners agreed with the Avon Wildlife Trust to graze their small herd of Dexter cattle upon the hill.

They are a hardy breed which grazes readily on coarse grasses and scrub.



Dexters are small cattle however their weight and movement will also help to break down some of the bracken and prevent it from getting a foothold in the area.

## Bleadon's Blooming Businesses

Our local businesses and charities have supported our efforts this year and we would like to thank (in no particular order):

- Thatchers cider
- Drink Tea and Eat Biscuits
- Web Glu
- Wheatley's Plant Nursery
- Westcroft Nursery
- Wilmott Mobility
- Winterstoke decorators
- Bleadon Golf Club
- Taylor Thorne Printers
- Future Signs
- Farm shop and Café
- ATM
- House Brothers
- IDS services
- Indian Masala Restaurant
- Huttons
- Escape
- Bleadon Trees
- Down to Earth Gardening
- Wessex Water
- Bridge Garage
- And the pubs;
  - o The Queens
  - o The Catherines
  - o The Hobbs Boat
  - o The Anchor



One of our pubs is usually entered into the competition but they have just changed hands this year so they didn't get involved but we can see they do have an eye for their flowers and we love their hanging baskets so we hope they will join when they are more settled.

## Blooming Groups

We have brought together many of the groups in our community and they have all contributed to support our efforts.

1. Westhaven School
2. Lympsham School
3. Bleadon Brownies
4. Bleadon Horticultural Society
5. Bleadon Allotment Association
6. Bleadon Hall Committee
7. Bleadon WI
8. The church
9. Bleadon Cadets
10. Weston Croquet Club
11. North Somerset Council

We have also been helped by some individuals:

1. Dave Sharman – Blue Hearts
2. Graham Getty & Roger Hart – Building the Polytunnel
3. Paul & Tracey Wilmott, donation of polytunnel frame & pallets
4. Tom Hemingway-Arnold – Logo Design
5. Steve Smith – Owl Boxes, Signs and Children’s Blue Hearts
6. Local Councillor Terry Porter – our mentor and provider of Veg
7. Ian Dance and many other providers of Veg
8. Terry Vincent for the wildflowers on Roman Road
9. Adrian – the Bleadon Ranger
10. Robin Flavell for arranging the horticultural efforts
11. And many more from all over the parish...

In total over 2000 hours of volunteering have been donated to Bleadon in Bloom, if we just used a modest hourly rate say £11 then the total cost to the project would be £22,000.

## Our IYN’s

### Bleadon Farm Shop and Deli

The farm shop and Deli are a very important part of the Bleadon community, providing valuable services including a shop & post office as well as a meeting point for the Bleadon community. We put a book of memories in the shop on the passing of the Queen so that people could record their condolences to the family. The shop has become very popular and is putting together many community initiatives. The staff team work closely with the volunteer bloomers and they really value the contribution that the bloomers make to the shop.

Bleadon in Bloom has supplied all the plants for their floral displays, and they have been planted by our Bloomers. This connection has helped us to find other bloomers and to get much needed support with watering the flowers. It has led to other benefits, for example our habitat brochure will be available in the shop. We can also put-up posters to communicate our plans and ask for help. The shop and café have also invited us in to sell crafts to raise money and they have sponsored the Judges meeting.



We will start here at the café on our tour of the village.

### Churchyard gardeners

Once a month a group of volunteers meets to help maintain the churchyard. Over the past few years' areas have been transformed from a jungle of brambles and nettles to a neat and tidy churchyard.

We have uncovered several small graves this year which were hidden under a large amount of ivy.

We've added extra daffodil bulbs and snowdrops and planted up some of the graves with perennial flowers and wildflowers.

Every small contribution adds to the community feeling in the village. The churchyard gardeners also have time for a chat, a cup of tea & a biscuit.

The churchyard grass is regularly mowed to keep the graves accessible and visible. However, they do leave wildflowers and self-seeded plants where possible to keep a more natural look and to encourage wildlife. Wild plants include: Valerian, Stonecrop, Nettles, Wild clematis, Wild garlic, Naturalised daffodils, Ivy, Elder.

They have cleared one of the larger graves and sown some wildflower seeds to add more natural colour and seeds to the area.

A section of the graveyard has been designated a wildlife corridor. This will not be mowed, will be left to grow naturally, and provide a passageway for wildlife to neighbouring gardens.



### Bleadon Mill Bloomers

We continue to maintain our displays and keep the grass cut at Bleadon Mill. We have been continuing to deliver opportunities for our community to help with this activity and have seen many admirers of our work, slowing down to look. Our trees and wildflowers continue to grow along the A370 and at both entrances to the village the businesses help us with the watering.

Our litter picking at the river continue and we are thinking about the river by the Mill and looking at ways to incorporate this feature next year. We have planned a trip for the Judges to see the river this year and to meet representative from this team of Bloomers.



### Thatcher's Bleadon Orchards

The Thatchers Team have been hard at work this year and have added a gift for the judges but sadly this year we wont be able to show the judges around the Orchard. We still didn't manage a big fund raising wassailing this year but hopefully we will have more luck next year.

Here is a note from the team: *We've been enjoying a beautiful spring and summer in our Shiplate*



*orchards. Weather-wise we had a good start to the year – the warm weather followed a wet spring, a great set of blossom, and now the fruitlets have responded really well to the sun!*

*Apple trees always need a spell of cold weather to break their dormancy over winter, and we had sufficient low temperatures this year to reset growth and wake the trees. Now with the warmer weather and plenty of moisture in the rich Somerset soil, the trees are working hard to produce juicy apples for our cider.*

*As a cider maker with hundreds of acres of orchard, planting trees is second nature to us. As a family, Thatchers has been planting trees for generations. The resulting biodiversity within our orchards is amazing, and this is something that benefits not just our apples, but our local community too. From the honey-bees and bumblebees, insects, birds and visiting deer, Thatchers orchards at Shiplate remain a jewel in our crown.*

The ecological benefits of having the orchard in our community is greatly appreciated. The work that Thatchers do in terms of supporting the community with education and trees and using local companies for the work that is done in a world leading brand is also very important to the way that our local communities and businesses work.

## Future Plans

Next year we want to build on the initial success of our community allotment. We are hoping to spread the word and get more people involved.

- We'd like to grow some more **fruit and veg** as well as the flower displays in the Polytunnel.
- We want to continue to increase our stocks of **perennial flowering plants, and self-seeding annuals**.
- We are interested in starting a **men's group of volunteers**. The group will be akin to a "man in a shed" group, supporting men's mental health. At the same time this will help us to support the maintenance of our footpaths with a team of volunteers.
- We are hoping that we will be able to work with the Parish Council to complete the overhaul of the **Jubilee Garden** in the centre of the village.
- We're planning on holding a **Wassailing event** to celebrate our local heritage of cider apple cultivation

## Conclusion

It's been another very busy year for the Bloomers.

We've had the added time pressure of getting everything ready for the Coronation as well as responding to the loss of our Queen, well done to everyone who got it done in time.

We are proud of our community allotment and polytunnel space, it's given us a base for the Bloomers and a fantastic space to build on for the future.

We're also proud that we've managed to raise extra funds ourselves this year reducing what we've had to spend from Parish Council funds. We truly have bloomed with ***Bleadon blooming nothing.***





## Appendix 1 – Finances

### Paid for items:

Expenses	Cost
<b>Money from Bleadon Parish Council funds</b>	
Competition entry	35
Compost (30 bags)	165
Plants from Jane Wheatley	296
Printing for the Habitat booklet	200
	<b>696</b>
<b>Paid for by BIB fund raising</b>	
Seedlings (garden centre)	30
Plug plants & compost (Taunton grower)	202
Hall hire for judging day	22
	<b>254</b>

### Donations:

Donated items (estimated value)	
Rent for allotment	20
Plaque to celebrate last year's win	25
Cosmos plants	20
Seeds	20
Compost for seedlings	36
Silver paint	10
Slow-release fertiliser	15
Design for Plaques and signs	80
Digitisation of Designs	80
Signs Printing	40
Grant for Tree Plaques from Somerset CF	1000
Trees donated by the woodland trust	150
Stakes and protection by the woodland trust	150
Weed suppressant	30
Wood chips	300
Habitat Booklet Illustrations	80
Habitat Booklet graphic design	400
Habitat Website	400
Donation towards Habitat Printing	130
Delivery of Vegetables for Veggie Madness	200
All Vegetable plants for Veggie Madness	200
Pots stakes and compost for Veggie Madness	100
Bark and membrane for children's trees	200
<b>Total</b>	<b>3706</b>

## Appendix 2 – Master List of Planters & Tub Parents

Zo	Location	Numb	Type	Size	Planted by	Tub Parents
1	Bleadon Road junction with A370	1	Square wooden A370	Large	Val	Huttons Garage,
1	Bleadon Road under Bleadon sign	1	Square wooden	Medium	Val	Lyn, Walnut
1	Bleadon Road bus stop by croquet pitch	3	Square wooden	Medium	Georgina & Di Peacock	Georgina & Di Peacock
1	Bleadon Road bus stop by croquet pitch	1	Round barrel	Medium		
1	Bleadon Road bus stop by croquet pitch	2	Round barrel	Small		
2	Pedestrian entrance to croquet pitch	2	Stone Trough	Large	Jennie Coleman	Jennie Coleman
2	By Bleadon café & farm shop	4	Hanging baskets	Medium		Shop team
2	By Bleadon café & farm shop	3	Stone Trough	Large		
2	By Bleadon café & farm shop	1	Wooden Trough (shop)	Large		
2	By Bleadon café & farm shop	2	Square wooden (shop)	Medium		
3	Purn Way by Appletree Cottage	2	Round barrel	Medium	Gina Hamilton	Gina Hamilton
3	End of Purn Way at start of footpath	1	Square wooden	Medium	Pauline	Pauline @
3	Purn Way at start of footpath	1	Square wooden	Medium	Marian & Nikki	John Katouris
3	Purn Way end of lane outside garden gate	1	Round barrel	Medium		Liz Scarisbrick
3	Purn Way end of lane by bench	2	Round barrel	Medium		Marian & Nikki
3	Bleadon Road outside Ambleside	2	Round barrel	Medium	Ian Ford	Ian Ford
3	Footpath behind Purn Way (chat bench)	2	Round barrel	Medium	Val Hart	Val Hart
3	Chestnut Lane outside stables	1	Round barrel	Medium		
3	Bleadon Road corner of Chestnut Lane	2	Round barrel	Medium		
4	Bleadon Road corner of South Combe	2	Round barrel	Medium	Leslie Stimpson	Leslie Stimpson
4	Bleadon Road corner of South Combe	4	Round barrel	Medium	Rose Benjamin	Rose Benjamin
4	Bleadon Road corner of Amesbury Drive	2	Round barrel	Medium	Val Hart	Betty Patterson
4	Bleadon Road WI bench by pumping station	2	Round barrel	Medium	Val Hart	Ellie & Phil
4	Bleadon Road corner of Tenterk Close	1	Round barrel	Medium	Maggie Heath	Maggie Heath
5	By Coronation Hall entrance	1	Round barrel	Medium	Robin Flavell & Annie Kellogg	Bev & Ben Adam & Alicja Sonia Kirstie
5	By Coronation Hall entrance	6	Small pot	Small		
5	By Coronation Hall entrance	1	Stone Trough	Medium		
5	By Coronation Hall entrance	2	Wheelbarrow	Medium		
5	By Coronation Hall car park exit	3	Round barrel	Medium		
5	By Coronation Hall front doors	1	Planter / trellis	Large		
5	By Coronation Hall car park exit	2	Round barrel	Medium		
5	By Coronation Hall youth club patio/lawn	2	Stone trough	Small		
5	By Coronation Hall youth club patio/lawn	1	L-shaped planter	Large		
5	By Coronation Hall car park entrance	1	Round barrel	Large		
5	By Coronation Hall car park entrance	2	Round barrel	Medium		
5	Outside 6 Coronation Road	1	Stone bowl	Medium	Liz Butt	Reg Cox
5	Outside 6 Coronation Road	1	Stone trough	Medium	Annie Kellogg	Annie and Steve Kellogg
5	Outside 14 Coronation Road	2	Small pot	Small		
5	Well area	5	Stone trough	Medium		
5	Well area	1	Small pot	Small		
6	Bridge Road junction with A370	1	Square wooden A370	Large	Jo Jones	Escape & Bridge
6	5 Council Houses Bridgwater Road	2	Round barrel	Medium	Kate Spinks-Dean	Kate Spinks-Dean
6	Bleadon Mill	2	Terracotta pots	Small	Val Hart	Lisa Smith, Jeremy & Bleadon Mill gardeners
6	Bleadon Mill	1	Round barrel	Medium		
6	Bleadon Mill	1	Tractor Tyre	Large		
6	Bleadon Mill	2	Square wooden	Medium		
6	Bleadon Mill	1	Round barrel	Medium		
7	Market Cross	2	Round barrel	Large	Robin Flavell & Annie Kellogg	Graham & Marilyn @ number 24
7	Market Cross	2	Round barrel	Medium		
7	Market Cross - church gate	1	Square wooden	Medium		
7	Market Cross	1	Memorial Cross	Large		
7	Bus stop by Church Rooms	2	Round barrel	Medium		
8	Shiplate road corner of Old School Lane	1	Stone flower bed	Medium	Georgina & Di	Georgina & Di
8	South hill cottage	2	Concrete planter	Medium	Libby Boucher & Becky Martin	Kevin & Janice
8	Shiplate road Ingleside	4	Round barrel	Medium		Libby Boucher
8	Shiplate road Underhill	1	Stone planter	Medium		
8	Shiplate road top of the Veale by post box	3	Round barrel	Medium		
8	Shiplate road top of the Veale by bench	1	Round barrel	Medium		
8	Shiplate road, corner of Birch Avenue	2	Round barrel	Medium		
8	Shiplate road, bottom of Birch Avenue	1	Round barrel	Medium		
9	Celtic Way beside bench (The Dell)	2	Round barrel	Medium	Georgina & Di	Louise Birtles
9	Bus stop half way up Celtic Way	2	Stone trough	Small	Robin Flavell	Graham Getty
9	Celtic Way outside Padwells	3	Round barrel	Medium		
9	Bus stop corner of Celtic Way / Roman Road	1	Round barrel	Medium		
10	Roman road - turning circle	2	Round barrel	Medium	Dennis Perrett	Dennis Perrett
11	Hillcote by bus stop at entrance	1	Square wooden	Medium	Tina Watkins	Tina Watkins
...		121				

## Appendix 3 – Parish Celebrations

### Coronation Celebrations

The people of Bleadon love to come together and celebrate and we all play a part. Bleadon in Bloom works hard to make the floral displays match the occasion. Here are some photos of the village celebrating over the course of the last year. And of the bloomers getting prepared.



And others of people enjoying themselves.



# BLEADON VILLAGE

## CORONATION CELEBRATIONS

FRIDAY 5<sup>TH</sup> MAY TO MONDAY 8<sup>TH</sup> MAY

Friday May 5<sup>th</sup>

Village Progressive Supper

An exciting event to get to know villagers. Eat with a host and move on for the next course. All to raise money for local Charities.

18:15-19:00 Meet at the Queens Arms to find where you are dining.



Sunday May 7<sup>th</sup>

Village Street Picnic Party

Commencing from 12 Midday with table decoration and set-up.

Book your table, from 19<sup>th</sup> April. Contact the E-Mail over for reservation details.

Lunch to start at 1pm.

Sunday May 7<sup>th</sup>

Children's Games  
3pm

Childrens games and activities in the park area

Silent Disco 4-7pm

Enjoy music In the Village Hall

Watch the Kings Coronation from the comfort of your own home.



Judging of the best dressed house in the village, on Saturday 6<sup>th</sup> May. Sponsored by Escape Salon

Sunday May 7<sup>th</sup>

"Start of Time" 7pm

Live music and dancing to complete the celebrations

For more information contact [bleadoncoronation@gmail.com](mailto:bleadoncoronation@gmail.com)


Monday May 8<sup>th</sup>

Community Day

Help clean and tidy our village. Litter picking from Road and Rhyne

## Appendix 4 – Parish Habitat Guide and Website

Link to the Habitat Guide: [www.wildbleadon.co.uk](http://www.wildbleadon.co.uk)




### WILDLIFE PROJECTS FOR YOUR GARDEN

**A community project by Bleadon in Bloom, with illustrations by 1st Bleadon Brownies**

Welcome to Wild Bleadon, here we explore how we can support the wild animals, insects, and birds to live a productive and happy life with the humans in our parish. Our guide will help you to create some beautiful habitats and give you a greater understanding of the creatures you can support by making simple adjustments in your garden.

We are **capturing the habitats** and we would love to hear more from you about your experiences using the guide. Also, please get in touch if you would like to share another habitat build as we can make it up and add it to our ideas.



[Click to open the Wild Bleadon Booklet](#)

[Record your habitat](#)