



BLEADON IN BLOOM 2022



South West in Bloom Entry for the Parish of Bleadon in North Somerset

Robin Flavell for Bleadon Parish Council

Bleadon in Bloom

Award Entry 2022

Contents

| | |
|---|----|
| Introduction | 4 |
| Our projects for 2022 | 4 |
| Horticultural Achievements | 5 |
| Autumn / Spring Planting..... | 5 |
| Ukraine..... | 6 |
| Our Planters | 6 |
| Planting Theme | 6 |
| Annual Planting | 7 |
| Perennial planting..... | 7 |
| Growing the plants | 8 |
| Planting in time for the Jubilee | 10 |
| Tub parents | 11 |
| This Year’s Learning | 11 |
| Community Participation..... | 12 |
| Celebrating our achievements | 12 |
| Platinum Jubilee celebrations | 12 |
| Queen’s Canopy | 14 |
| Polytunnel and Community allotment | 14 |
| Queens Arms floral display – Westhaven school | 16 |
| Bleadon Farm Shop and Deli | 16 |
| Remembrance Day poppies | 16 |
| Churchyard gardeners | 17 |
| Advent Avenue..... | 18 |
| Village Christmas market & Bleadon Farm Shop Christmas fayre..... | 18 |
| Forest Church | 19 |
| Litter Picking..... | 19 |
| Jubilee Gardens | 20 |
| Taking pride in our village..... | 21 |
| Communication | 21 |

| | |
|---|----|
| Environmental Responsibility / Sustainability | 22 |
| Flower displays | 22 |
| Plant Sale..... | 23 |
| Rainwater Tank at the Village Hall..... | 23 |
| Polytunnel | 23 |
| Insect Hotel | 24 |
| Wildflower planting..... | 24 |
| Churchyard wildlife corridor | 25 |
| The natural environment | 25 |
| Purn Hill and Dexter cattle | 27 |
| Bleadon’s Blooming Businesses | 28 |
| Blooming Groups..... | 28 |
| Future Plans | 29 |
| Conclusion..... | 29 |
| Appendix 1 - Finances..... | 30 |
| Appendix 2 – Master List of Planters & Tub Parents..... | 32 |
| Appendix 3 – Jubilee Celebrations | 33 |

Introduction

Bleadon is a rural village on the border between Somerset and North Somerset.

We are set alongside the river Axe and our parish extends into the Somerset levels, criss-crossed by a network of rhydes which protect our fields from flooding.

The village is small with 1080 residents and a local holiday business which almost doubles our size in the summer.

We have many footpaths, bridleways and country roads which encourage visitors either walking, cycling or on horseback.

Our community is vibrant and friendly with a wide age range and a variety of community groups.

We are conscious that people living in a rural community can feel isolated. This has been exacerbated by the Covid pandemic. Bleadon in Bloom has helped with this isolation as our activities take place mostly outside, allowing us to meet safely all year.

We know that everybody feels better when they are valued and sometimes the smallest contribution or conversation makes all the difference to someone's day.



Our projects for 2022

The focus for Bleadon village this year has been the Platinum Jubilee celebrations.

The Bloomers contributed to the flower displays around the village and the 'plant a tree for the Jubilee' initiative.

Our other main project has been the set up of a community allotment with a Polytunnel for growing the Bleadon in Bloom plants.

We have raised more of our own funds this year by holding regular plant sales as well as a Christmas market stall.

Horticultural Achievements

Autumn / Spring Planting

We added 24 new planters in 2021 and replaced 10 of our worn-out planters.

We used most of the proceeds of last summer's plant sale to buy **daffodil, tulip & hyacinth bulbs** to add to our winter displays.

We replanted **polyanthus** which had been stored over the summer in a shady spot in the orchard of one of our Bloomers.



We purchased some **pansies and polyanthus** grown by one of our Bloomers and planted our memorial cross with **violas** as this is one of the main features of our village planting. Another Bloomer grew a lot of **wallflowers** which were used in some of the tubs.



We used the last of our plant sale money to buy some **yellow rattle seeds**. One of our volunteers scarified a grassy bank and sowed the yellow rattle last autumn. This will help to suppress the growth of the grass in this area, we've already seen more wildflowers this year!

Ukraine

To show our support for the people of Ukraine, we chose one of our prominent planters next to our village hall and planted it with **yellow and blue polyanthus**. We also added a Ukrainian flag.

Our summer display in this bed continues the same theme of yellow and blue, using **marigolds and blue ageratum**.



Our Planters

We agreed this year that as a small village with limited resources we now have enough planters to fill and manage.

We have concentrated our efforts this year on our other Jubilee projects and establishing our Polytunnel and allotment.

Planting Theme

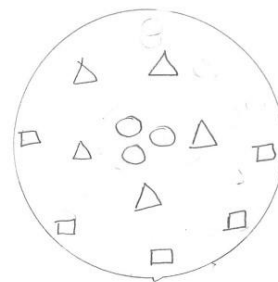
Our theme for 2022 is the Queen's Jubilee. Our flowers have mostly followed a **red, white & blue theme**. We've also added some tubs with a **purple and gold royal theme**.

We used some of the proceeds from our Christmas sale to buy crowns to place in our tubs. We painted them silver and purple to fit with the Platinum Jubilee theme.

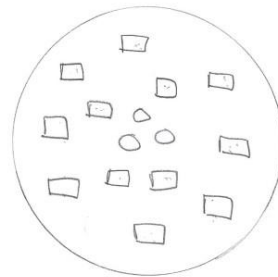


The core Bloomers team met after Christmas to plan the flowers we should grow to fit in with the theme.

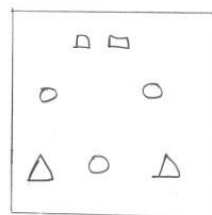
We drafted out a **planting plan** and calculated roughly how many plants we would need for each tub.



- GERANIUM (3)
 - △ PETUNIA (5)
 - TRAILING LOBELIA (5)
- MEDIUM TUBS (BARRELS)
- ① RED WHITE + BLUE



- SALVIA (PURPLE) (3)
 - MARIGOLDS (SMALL - ORANGE + YELLOW) (12)
- ② PURPLE + GOLD



- - TALL MARIGOLD (2)
 - PETUNIAS (3) PURPLE
 - △ MILLION BELLS (2) GOLD
- SQUARE PACKING CRATES
- PURPLE + GOLD

Annual Planting

| | |
|-----------------------------------|---|
| Petunias | For long lasting flowers and visual impact, especially in areas where they need to be seen from far away e.g. on roads. Bright coloured flowers to attract pollinators |
| Calibrachoa - Million bells | |
| White bacopa | |
| Verbena | |
| Dwarf Nicotiana | |
| Blue ageratum | |
| Upright lobelia | |
| Marigolds, French and African | |
| Begonia semperflorens | For dry areas, shade tolerant |
| Upright pelargoniums (geraniums) | For dry, sunny areas |
| Trailing lobelia | Trailing habit |
| Ivy leaf pelargoniums (geraniums) | |

Perennial planting

We have increased the perennial plants in our displays to make our displays more sustainable in the long run.

We still want to keep our tubs colourful so have used the following plants, some of which will need to be protected over winter.

We plan to take cuttings this summer to increase our stocks.

| | |
|----------------------|---|
| Salvia Amethyst Lips | Fragrant foliage, perennial, long lasting flowers |
| Scented pelargoniums | Fragrant foliage |
| Lavender | Fragrance & attractive for bees |
| Fuchsias | Long flowering, easy to keep over winter |
| Tuberous Begonias | Impressive flowers, tubers can be overwintered |

We overwintered as many pelargoniums and fuchsias as we could in our own conservatories / greenhouses, 'waking' them up again in the spring. We also successfully overwintered some begonia semperflorens in the greenhouse. This saved us money from buying new plants and provided some instant colour.



Growing the plants

We set up a team of volunteers and agreed which plants we would grow ourselves.

We have grown well over 1,000 plants ourselves from seeds, seedlings or tiny plug plants. These include Marigolds, blue Ageratum, Begonia semperflorens, Pelargoniums, Lobelia.

We started growing some of the tiny plants in February to give them a good chance of being big enough by May. They started off in the warmth of our houses, as none of us have the luxury of a heated greenhouse.

They were transferred to our new polytunnel when it was ready and the weather had got a bit warmer.

This year we needed a lot more geraniums and lobelia for our red, white & blue theme so we bought more tiny plug plants from a local supplier in March. This proved an economical way to grow large quantities of plants.

We also bought plants from a professional grower, Jane Wheatley, including 30 beautiful quality Salvia Amethyst lips to add to our stock of perennial plants.

And finally we received a lot of red, white & blue petunias from North Somerset Council for our displays.



Planting in time for the Jubilee

We collected all our plants in the week commencing 23rd May. We also had our own plants hardened off and ready to go.

Our village Jubilee celebrations started on Sunday 31st May, so the race was on to get everything planted in time.


We have a plan of all our tubs and their locations around the village.

We have a team of planters who sprang into action to plant their areas of the village.

It was a massive team effort delivering compost, fertiliser, and plants to the right places and everyone played their part.

We communicate as a team using WhatsApp, as this is the quickest way to get messages out.

We managed to plant all the tubs before the Jubilee weekend and finished the memorial cross in the following week. A fantastic achievement.



Areas of the village to be planted



Tub parents

Each of our tub has a 'parent' who tends the tub from when they are planted until all the plants are over.

We have a rota of volunteers to look after the watering of the plants at the Hall, as this is a big area to cover.

We have had a number of new volunteers join the team this year, our band of Bloomers is expanding!

This Year's Learning

- It is rewarding to grow as many of our own plants as possible, but it's also challenging to get them ready at the right time.
- Having a proper list of all the planters makes it much easier to estimate how many plants we need.
- Making use of the North Somerset Council flowers saves us money, although restricts the choice of plants, this year it was only petunias.
- We started our lobelia plants at the end of March, this was plenty early enough
- Our new polytunnel is a fantastic resource, we will be making maximum use of it again next year.
- It's hard to regulate the temperature in the polytunnel, it gets very hot on sunny days!
- Some peat free compost is better than others. We had a set back with our pelargonium plug plants which grew very slowly and had to be replanted in different compost. It cost us more money to buy bigger plug plants to rescue the situation.

Community Participation

Celebrating our achievements

We held a barbecue at the end of the summer as a thank you to everyone who contributed to our success last year.

We also had a get together to celebrate our success in the South West in bloom competition and to start planning for 2022



Platinum Jubilee celebrations

All of our village community groups came together to make the Jubilee celebrations a success.

Teams of people made hundreds of metres of bunting.

The Bloomers planted up the village in red, white & blue.

Our celebrations started with a Civic church service on Sunday 31st May attended by representatives of all our village community groups.

We had a promenade play through the decades, from the Bleadon Players, finishing with tea and cake at the Coronation Halls.

Our brownies were involved with the play, and the civic church service.

Our WI choir led a community singalong.

Our local pub organised a charity dog show & barbecue

Our art group put on a Royal themed exhibition and spot the corgi competition

A beacon was lit at the high point of the village on the Thursday evening.

Our youth club led the organisation of the big lunch on Sunday, with games for the children.

Our horticultural society organised the flower displays at the church.

The croquet club held an open day & a red, white & blue themed match



Queen's Canopy

The village decided that they would plan to 'plant a tree for the Jubilee' for every child in the village as a legacy of the Platinum Jubilee. These trees will form part of the Queen's canopy.

We have secured 120 trees from the Woodland Trust to be planted this autumn. We've also been awarded a £1000 grant by the Somerset Community Foundation for tree preservers, mulch mats and plaques for each child.

We have also crowd sourced some trees from Bleadon Trees.

The planting will take place in November.

Polytunnel and Community allotment

Our main focus this year, apart from the Jubilee celebrations, has been getting our new polytunnel up and running.

Our Parish Council very generously funded the polytunnel for Bleadon in Bloom this year.

We've sited it on one of the Parish Council's allotments.

The Bloomers came down to help level the ground & prepare the allotment for the polytunnel.

The polytunnel came in a kit and we are very grateful to Roger Hart & Graham Getty for putting it up for us in time for the main growing season. The rest of us helped with fetching & carrying and holding the plastic down in the wind!

The polytunnel has become a focal point for the Bloomers to meet up. We've shared the work of potting up the plants, watering, deadheading etc.

We have turned the rest of the allotment into a community space. We advertised if anyone wanted a small patch of ground to 'grow their own' they could share this space. We helped each other with the digging over of the ground.

The allotment has also become a social area for some of the older men in the village to come & chat with us while we work. They may not be fit enough to dig anymore, but they have lots of helpful advice and interesting stories to tell. Everyone is welcome!

If we get more takers next year, we could possibly expand out into the next allotment.



Queens Arms floral display – Westhaven school

The beautiful hanging baskets and pots at our local pub, the Queens Arms, were purchased from Westhaven school in Uphill (a neighbouring village).

This school is dedicated to pupils with special needs. Their plant nursery gives the pupils a chance to work with nature and raises extra funds for the school.

Their theme is red, white and blue for the Jubilee.



Bleadon Farm Shop and Deli

The farm shop and Deli are a very important part of the Bleadon community, providing valuable services including a shop & post office as well as a meeting point for the Bleadon community.

Bleadon in Bloom has supplied all the plants for their floral displays, and they have been planted by our Bloomers.

Remembrance Day poppies

The WI made a fantastic display of poppies for Remembrance Day. They were displayed on the village Market cross.



Churchyard gardeners

Once a month a group of volunteers meets to help maintain the churchyard. Over the past few years areas have been transformed from a jungle of brambles and nettles to a neat and tidy churchyard.

We have uncovered several small graves this year which were hidden under a large amount of ivy.

We've added extra daffodil bulbs and planted up some of the graves with perennial flowers and wildflowers.

Every small contribution adds to the community feeling in the village. The churchyard gardeners also have time for a chat, a cup of tea & a biscuit.



Advent Avenue

This year we had a sponsored avenue of Christmas trees along the footpath in the churchyard. Villagers young and old helped to decorate them and they looked magical lit up at night.



Village Christmas market & Bleadon Farm Shop Christmas fayre

We stepped up our fundraising this year by running a Christmas craft stall which raised £300.

This was a team effort from everyone who made & donated crafts, or donated raw materials to make the items (wool, T-shirts etc). The work started in September to get everything ready and was a great success for our first attempt.

We tried to use recycled materials where we could e.g. T-Shirts into dog chews, lollipop sticks into Christmas ornaments, upcycled picture frames, home grown houseplants in charity shop pots.



Forest Church

Our parish church, St. Peter and St. Paul, has established a forest church this year.

Outdoor activities are combined with an appreciation of God's creation.

A local landowner very kindly allows the forest church to meet in his woodland.

The forest church is another way for people to get outdoors in our beautiful parish and learn about nature. This will hopefully lead to a lifelong commitment to protecting the natural environment for future generations.



Litter Picking

We have a number of volunteers who help to keep our roads and footpaths tidy all year round. They include litter picking on their regular walks and some of our volunteers have joined the North Somerset Council's 'adopt-a-street' campaign.

This year a few of us decided to tackle the large amount of litter at the Bleadon Levels on the outskirts of the village. These country lanes attract fly tippers and we found a mountain of rubbish dumped, including TVs and a bath which we arranged for the council to come & collect.



Taking pride in our village

Once again, we are grateful to North Somerset Council for helping to sort out the weeds along our roadsides. This is a perennial problem as seeds blow in from the surrounding fields.

Our village noticeboards have been refurbished, as the village has come back to life after the Covid pandemic, it's lovely to see all the activities going on at the halls again.



Communication

We use the 'Bleadon in Bloom' and 'In And Around Bleadon' Facebook pages to keep in touch with everyone in the village, to shout out for help and report on progress.

We also have a WhatsApp group which allows us to communicate and quickly take advantage of good weather or new donations.

[Bleadon in Bloom | Facebook](#)

Environmental Responsibility / Sustainability

Flower displays

We try to minimise our impact while producing our floral displays:

- All our pots used for growing plants are reused. People in the village are very generous in donating their used pots & trays
- We bought plants from a local grower (Jane Wheatley), ensuring all our plants came from the UK, not shipped in from overseas.
- Jane Wheatley uses only peat free compost. We have tried using peat free compost for the first time this year, with mixed success.
- We don't use plastic plant labels for our homegrown plants. We could tell what colour they were by the time they were ready to plant.
- We save the seed from our flowers wherever possible. All of our marigolds and ageratum were grown from seeds collected last year.
- We overwintered last year's geraniums, fuchsias and begonias, and reused them where possible in our summer displays. We also sold some of the surplus ones.
- We saved last winter's polyanthus and will reuse them this winter.
- We've increased the number of perennial flowers in our displays for better sustainability.
- We use organic fertiliser (well-rotted horse manure donated locally plus pelleted chicken manure).
- We minimise the use of shop bought compost by using garden compost where possible.
- The compost we did buy was sourced locally from a nearby garden centre and made at a farm in Somerset.
- All of our own plants are grown in cool greenhouses / polytunnels using no extra heating and using collected rainwater.
- All our planters are recycled from other materials. Old cider, wine & whisky barrels, old packing cases, recycled pallets.



Plant Sale

Any leftover plants were sold to raise funds for next year's Bleadon in Bloom. We raised more than £300 for next year's special projects and to keep the village looking good all year round. We are gradually making Bleadon in Bloom more self-sustaining.



Rainwater Tank at the Village Hall

We have two new water tanks at village hall to collect rainwater from the roof. These were installed by one of our volunteers.

We have quite a few planters in this area and haven't used tap water so far this year.



Polytunnel

Wherever possible we have reused/ recycled materials for our polytunnel.

- We made our own tables and potting bench for our polytunnel from scrap wood & plastic.
- We had a donation of pasting tables which we reinforced with wood.
- We reused some wood from raised beds to mark out our beds at the allotment.
- We made our allotment sign out of driftwood
- We painted our gate with donated left-over paint in multiple bright colours
- We used Facebook marketplace to get some free barrels from a car wash to make our water butts
- We found a water butt and some canes on a litter pick which we rescued & reused at the allotment
- Our garden chairs were donated



Insect Hotel

Our youngest bloomers came up with a great suggestion of creating an insect hotel at the allotment to attract pollinators.

We got a donation of some pallets and some driftwood which formed the basis of the hotel.

We had fun filling the spaces with straw, old brick, plant pots & canes.

It was finished off with a handmade sign.



Wildflower planting

Some of the wildflower areas planted last year are starting to thrive.

Areas in the churchyard are being left to develop naturally and some of the graves have had wildflower seeds planted this year.



Renewed Blue hearts campaign

Following our successful campaign starting in 2019, we are renewing our blue hearts, showing areas we are leaving to nature in the village.



Churchyard wildlife corridor

The churchyard grass is regularly mowed to keep the graves accessible and visible. However, we do leave wildflowers and self-seeded plants where possible to keep a more natural look and to encourage wildlife. Wild plants include: Valerian, Erigeron, Nettles, Wild clematis, Wild garlic, Naturalised daffodils, Ivy, Elder.

We have cleared one of the larger graves and sown some wildflower seeds to add more natural colour and seeds to the area.

A section of the graveyard has been designated a wildlife corridor. This will not be mowed, will be left to grow naturally, and provide a passageway for wildlife to neighbouring gardens.



The natural environment

Bleadon is situated between the Bristol Channel and the Mendip Hills, in an area of outstanding natural beauty (AONB) and consequently can boast a wealth of flora and fauna.

Part of our project has been about raising awareness of our environment for these animals and plants. We want to find ways to help them to thrive – or at least to raise awareness of not creating conditions that make it difficult for them to thrive.



Many of our villagers are great supporters of wildlife and share their wildlife encounters in our 'In and around Bleadon' Facebook group.



Purn Hill and Dexter cattle

Purn Hill is an SSSI (Special Site of Scientific Interest) with vital wildlife significance, being home to three plants that are nationally rare or threatened, Homewort, Somerset hair grass and white rock rose.

The Purn Hill nature reserve has recently started to become overgrown, so one of our local livestock owners agreed with the Avon Wildlife Trust to graze their small herd of Dexter cattle upon the hill.

They are a hardy breed which grazes readily on coarse grasses and scrub.

This will help with diversifying the sward that is found on the hill through their varied grazing habits.

Dexters are small cattle however their weight and movement will also help to break down some of the bracken and prevent it from getting a foothold in the area.



Bleadon's Blooming Businesses

Our local businesses and charities have supported our efforts this year and we would like to thank (in no particular order):

- Thatchers cider
- Wheatley's Plant Nursery
- Westcroft Nursery
- Wilmott Mobility
- Winterstoke decorators
- Bleadon Golf Club
- Taylor Thorne Printers
- The Queens arms
- Huttons
- Escape
- Bleadon Trees
- Down to Earth Gardening
- Wessex Water
- Bridge Garage

Blooming Groups

We have brought together many of the groups in our community and they have all contributed to support our efforts.

1. Westhaven School
2. Lympsham School
3. Bleadon Brownies
4. Bleadon Horticultural Society
5. Bleadon Allotment Association
6. Bleadon Acting Together
7. Bleadon WI
8. The church
9. Bleadon Cadets
10. Weston Croquet Club
11. North Somerset Council

We have also been helped by some individuals:

1. Dave Sharman – Blue Hearts
2. Graham Getty & Roger Hart – Building the Polytunnel
3. Paul & Tracey Wilmott, donation of polytunnel frame & pallets
4. Tom Hemingway-Arnold – Logo Design
5. Steve Smith – Owl Boxes, Signs and Children's Blue Hearts
6. Local Councillor Terry Porter – our mentor
7. Terry Vincent for the wildflowers on Roman Road
8. Adrian – the Bleadon Ranger

Future Plans

Next year we want to build on the initial success of our community allotment. We are hoping to spread the word and get more people involved.

- We'd like to grow some more **fruit and veg** as well as the flower displays in the Polytunnel.
- We want to continue to increase our stocks of **perennial flowering plants, and self-seeding annuals**.
- If we get enough interest, we could potentially **expand into the next empty allotment**.
- We are interested in starting a **men's group of volunteers**. The group will be akin to a "man in a shed" group, supporting men's mental health. At the same time this will help us to support the maintenance of our footpaths with a team of volunteers.
- We are hoping that we will be able to work with the Parish Council to complete the overhaul of the **Jubilee Garden** in the centre of the village.
- We're planning on holding a **Wassailing event** to celebrate our local heritage of cider apple cultivation

Conclusion

It's been another very busy year for the Bloomers.

We've had the added time pressure of getting everything ready for the Jubilee, well done to everyone who got it done in time.

We are proud of our community allotment and polytunnel space, it's given us a base for the Bloomers and a fantastic space to build on for next year.

We're also proud that we've managed to raise extra funds ourselves this year reducing what we've had to spend from Parish Council funds.



Appendix 1 - Finances

| Expenses | Cost |
|---|--------------|
| Money from Bleadon Parish Council funds | |
| Polytunnel | 1,621 |
| Competition entry | 25 |
| Plug plants from Barn Close plug centre | 166 |
| Plants for Ukraine spring display | 15 |
| Compost (40 bags) | 199 |
| Plants from Jane Wheatley | 348 |
| | 2,374 |
| Paid for by Grants / community schemes | |
| Somerset Community fund 30*tree protection & plaques for Jubilee trees @ £30 each | 1,000 |
| Woodland Trust community tree pack free of charge | 0 |
| | 1,000 |
| Paid for by BIB fund raising / donations | |
| Bulbs, plants for winter/ spring displays | 172 |
| Yellow rattle seeds | 42 |
| Jubilee crowns | 120 |
| Plants, seeds & compost for 'grow our own' & Libby Boucher | 120 |
| Watering cans (*4) & growing trays for polytunnel | 67 |
| Fertiliser & slug pellets | 15 |
| Libby Boucher | 40 |
| | 576 |
| Donations | |
| Money donated towards crowns & plants | 140 |
| Rent for allotment – donated | 50 |
| | 190 |
| | |
| Total expenditure | 4,140 |
| Other Donated items (estimated value) | |
| 250 Plants (French marigolds, African marigolds, ageratum, marguerites) | 150 |
| Bleadon Trees | 50 |
| Wood for potting bench & 3 tables | 40 |
| Paint | 30 |
| Pasting tables (*8) | 120 |
| Pallets | 30 |
| Garden tools for allotment | 50 |
| Large planter at allotment | 50 |
| Garden chairs | 20 |
| Wood for allotment beds | 20 |
| Allotment sign | 20 |
| Water barrels *3 | 60 |
| Total donated items | 640 |
| Volunteer Time @£12 per hour | |
| Bulb planting (5 x 8 hrs) | 480 |
| Polytunnel (4 x 4hrs) | 192 |
| Spring planting (2x2hrs) | 48 |

| | |
|---|---------------|
| Tub preparing (5 x 10hrs) | 600 |
| 1st planting (5 x 12hrs) | 720 |
| 2nd planting (5 x 8hrs) | 480 |
| Litter picking, painting and tidying (40 hrs) | 480 |
| Infill planting (3 x 8hrs) | 288 |
| Watering (20 x 10hrs) | 3,600 |
| Total volunteer time | 6,888 |
| | |
| Total project value | 11,668 |
| | |
| Funds carried forward to next year | |
| 2021/22 funds | 198 |
| Funds raised from Summer 2022 plant sale | 336 |
| | 534 |

Appendix 2 – Master List of Planters & Tub Parents

| Zo | Location | Numb | Type | Size | Planted by | Tub Parents |
|----|--|------|----------------------|--------|-------------------------------|---|
| 1 | Bleadon Road junction with A370 | 1 | Square wooden A370 | Large | Val | Huttons Garage, |
| 1 | Bleadon Road under Bleadon sign | 1 | Square wooden | Medium | Val | Lyn, Walnut |
| 1 | Bleadon Road bus stop by croquet pitch | 3 | Square wooden | Medium | Georgina & Di Peacock | Georgina & Di Peacock |
| 1 | Bleadon Road bus stop by croquet pitch | 1 | Round barrel | Medium | | |
| 1 | Bleadon Road bus stop by croquet pitch | 2 | Round barrel | Small | | |
| 2 | Pedestrian entrance to croquet pitch | 2 | Stone Trough | Large | Jennie Coleman | Jennie Coleman |
| 2 | By Bleadon café & farm shop | 4 | Hanging baskets | Medium | | Shop team |
| 2 | By Bleadon café & farm shop | 3 | Stone Trough | Large | | |
| 2 | By Bleadon café & farm shop | 1 | Wooden Trough (shop) | Large | | |
| 2 | By Bleadon café & farm shop | 2 | Square wooden (shop) | Medium | | |
| 3 | Purn Way by Appletree Cottage | 2 | Round barrel | Medium | Gina Hamilton | Gina Hamilton |
| 3 | End of Purn Way at start of footpath | 1 | Square wooden | Medium | Pauline | Pauline @ |
| 3 | Purn Way at start of footpath | 1 | Square wooden | Medium | Marian & Nikki | John Katouris |
| 3 | Purn Way end of lane outside garden gate | 1 | Round barrel | Medium | | Liz Scarisbrick |
| 3 | Purn Way end of lane by bench | 2 | Round barrel | Medium | | Marian & Nikki |
| 3 | Bleadon Road outside Ambleside | 2 | Round barrel | Medium | Ian Ford | Ian Ford |
| 3 | Footpath behind Purn Way (chat bench) | 2 | Round barrel | Medium | Val Hart | Val Hart |
| 3 | Chestnut Lane outside stables | 1 | Round barrel | Medium | | |
| 3 | Bleadon Road corner of Chestnut Lane | 2 | Round barrel | Medium | | |
| 4 | Bleadon Road corner of South Combe | 2 | Round barrel | Medium | Leslie Stimpson | Leslie Stimpson |
| 4 | Bleadon Road corner of South Combe | 4 | Round barrel | Medium | Rose Benjamin | Rose Benjamin |
| 4 | Bleadon Road corner of Amesbury Drive | 2 | Round barrel | Medium | Val Hart | Betty Patterson |
| 4 | Bleadon Road WI bench by pumping station | 2 | Round barrel | Medium | Val Hart | Ellie & Phil |
| 4 | Bleadon Road corner of Tenterk Close | 1 | Round barrel | Medium | Maggie Heath | Maggie Heath |
| 5 | By Coronation Hall entrance | 1 | Round barrel | Medium | Robin Flavell & Annie Kellogg | Bev & Ben Adam & Alicja Sonia Kirstie |
| 5 | By Coronation Hall entrance | 6 | Small pot | Small | | |
| 5 | By Coronation Hall entrance | 1 | Stone Trough | Medium | | |
| 5 | By Coronation Hall entrance | 2 | Wheelbarrow | Medium | | |
| 5 | By Coronation Hall car park exit | 3 | Round barrel | Medium | | |
| 5 | By Coronation Hall front doors | 1 | Planter / trellis | Large | | |
| 5 | By Coronation Hall car park exit | 2 | Round barrel | Medium | | |
| 5 | By Coronation Hall youth club patio/lawn | 2 | Stone trough | Small | | |
| 5 | By Coronation Hall youth club patio/lawn | 1 | L-shaped planter | Large | | |
| 5 | By Coronation Hall car park entrance | 1 | Round barrel | Large | | |
| 5 | By Coronation Hall car park entrance | 2 | Round barrel | Medium | | |
| 5 | Outside 6 Coronation Road | 1 | Stone bowl | Medium | Liz Butt | Reg Cox |
| 5 | Outside 6 Coronation Road | 1 | Stone trough | Medium | Annie Kellogg | Annie and Steve Kellogg |
| 5 | Outside 14 Coronation Road | 2 | Small pot | Small | | |
| 5 | Well area | 5 | Stone trough | Medium | | |
| 5 | Well area | 1 | Small pot | Small | | |
| 6 | Bridge Road junction with A370 | 1 | Square wooden A370 | Large | Jo Jones | Escape & Bridge |
| 6 | 5 Council Houses Bridgwater Road | 2 | Round barrel | Medium | Kate Spinks-Dean | Kate Spinks-Dean |
| 6 | Bleadon Mill | 2 | Terracotta pots | Small | Val Hart | Lisa Smith, Jeremy & Bleadon Mill gardeners |
| 6 | Bleadon Mill | 1 | Round barrel | Medium | | |
| 6 | Bleadon Mill | 1 | Tractor Tyre | Large | | |
| 6 | Bleadon Mill | 2 | Square wooden | Medium | | |
| 6 | Bleadon Mill | 1 | Round barrel | Medium | | |
| 7 | Market Cross | 2 | Round barrel | Large | Robin Flavell & Annie Kellogg | Graham & Marilyn @ number 24 |
| 7 | Market Cross | 2 | Round barrel | Medium | | |
| 7 | Market Cross - church gate | 1 | Square wooden | Medium | | |
| 7 | Market Cross | 1 | Memorial Cross | Large | | |
| 7 | Bus stop by Church Rooms | 2 | Round barrel | Medium | | |
| 8 | Shiplate road corner of Old School Lane | 1 | Stone flower bed | Medium | Georgina & Di | Georgina & Di |
| 8 | South hill cottage | 2 | Concrete planter | Medium | Libby Boucher & Becky Martin | Kevin & Janice |
| 8 | Shiplate road Ingleside | 4 | Round barrel | Medium | | Libby Boucher |
| 8 | Shiplate road Underhill | 1 | Stone planter | Medium | | |
| 8 | Shiplate road top of the Veale by post box | 3 | Round barrel | Medium | | |
| 8 | Shiplate road top of the Veale by bench | 1 | Round barrel | Medium | | |
| 8 | Shiplate road, corner of Birch Avenue | 2 | Round barrel | Medium | | |
| 8 | Shiplate road, bottom of Birch Avenue | 1 | Round barrel | Medium | | |
| 9 | Celtic Way beside bench (The Dell) | 2 | Round barrel | Medium | Georgina & Di | Louise Birtles |
| 9 | Bus stop half way up Celtic Way | 2 | Stone trough | Small | | |
| 9 | Celtic Way outside Padwells | 3 | Round barrel | Medium | Robin Flavell | Graham Getty |
| 9 | Bus stop corner of Celtic Way / Roman Road | 1 | Round barrel | Medium | Nikki Clarke | Nikki Clark |
| 10 | Roman road - turning circle | 2 | Round barrel | Medium | Dennis Perrett | Dennis Perrett |
| 11 | Hillcote by bus stop at entrance | 1 | Square wooden | Medium | Tina Watkins | Tina Watkins |
| | | 121 | | | | |

Appendix 3 – Jubilee Celebrations



LET'S ALL CELEBRATE and have a good time

PULL OUT AND KEEP THIS 4 PAGE PLATINUM JUBILEE REMINDER OF WHAT'S HAPPENING

THE MAIN EVENTS

It's time to celebrate with friends, family and neighbours. A number of community celebrations are planned to take place in Bleadon before and during The Queen's Platinum Jubilee holiday weekend. Here's your pull-out guide to what celebrations are planned so far.



**SUN
29
MAY**

11.00 am CIVIC CHURCH SERVICE
at the Bleadon Parish Church of St Peter & St Paul
A chance to join together in celebrating and giving thanks for the remarkable 70 years of Her Majesty's historic reign.



**MON
30
MAY**

CREATE OUR OWN JUBILEE FLORAL ARRANGEMENT
to display all week in our Bleadon Parish Church. Bring your display along between **3pm and 7pm on Monday 30 May**. Awards for the Best in Adult and Children's classes. Your Jubilee themed display can include any materials including at least one flower. To enter contact: gwilliams28@btinternet.com



**TUES
31
MAY**

70 YEARS OF MUSIC AND SONG Join the nationally acclaimed Bleadon WI Choir from **7 to 9pm** in the Coronation Hall for an evening of sing-along nostalgia. Celebrating seven decades of popular hits and musicals. Bar. **FREE entry** by ticket only. Available from the Bleadon Shop.



**THUR
2
JUNE**

9:30 for 9:45pm LIGHTING OF THE JUBILEE BEACON
at the first lay-by near the Golf Club on Roman Road.
Timed to coincide with the lighting of the official Beacon by Her Majesty The Queen at Buckingham Palace. Snacks being provided by the Queens Arms.



**FRI
3
JUNE**

DISCOVER BETH'S 70 year BLEADON STORY with a performance guided walk around the village led by Bleadon Players. **Starting at 2:30pm** at the Parish Church where she was Christened in 1952. Ending at the Bleadon Cafe with afternoon tea. An entertaining walk of discovery for everyone.



**SAT
4
JUNE**

BBQ AND LIVE MUSIC AT THE QUEENS ARMS starting at noon and going on 'til we drop. There will be sizzling hot food from the BBQ grill, excellent beers and hot live music to get you on your feet. Alan and Kerrie welcome you and your family to celebrate this glorious Jubilee.



**SUN
5
JUNE**

THE BIG LUNCH in the Coronation car park. Kicking off at noon ready to start at 1pm. Bring your own food and drink. We will be providing a Jubilee Pudding and live music from 52nd State. Seats under cover at tables of 7 or 8. £4 per seat from: keith.pyke@btopenworld.com.

